


## Rocker Instructions

Covers Parts #5356, 5357, 5358, 5359

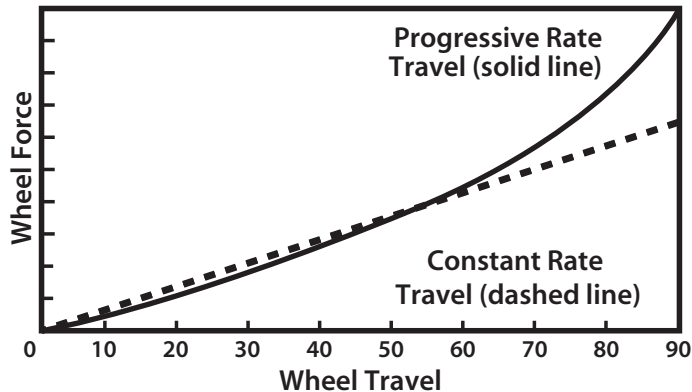
One of the most exciting aspects of Revo's suspension is the inboard shock arrangement that uses pivoting rockers to translate vertical wheel travel into linear shock motion. The rockers can be changed to increase or decrease the maximum travel and to change the progressive rate of the suspension.

1. When the Long Travel rockers are used, the push rods (#5318 [stock] or #5318X [aluminum]) must be installed in the LT position on the suspension arms.
2. When the Progressive-2 rockers are used the red spacers (provided with #5358 rockers) must be inserted between the rod ends and the push rod. Use #5318 (stock) or #5318X (aluminum) push rods. The spacers are available separately as part #5133.

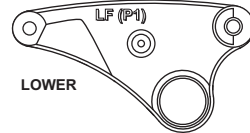
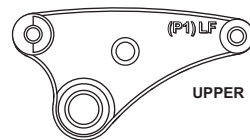


3. When Progressive-3 rockers are used, push rods part #5319 (steel, black) or #5319X (aluminum) must be used to prevent interference.

Rocker Arm	Total Travel	Progressive Rate
Progressive-1 #5357	90mm (60mm up/30mm down)	Low
Progressive-2 #5358	90mm (60mm up/30mm down)	Medium
Progressive-3 #5359	90mm (60mm up/30mm down)	High
Long Travel #5356	120mm (80mm up/40mm down)	Low



For correct orientation, the upper and lower rocker pieces are marked LF (left front), RF (right front), LR (left rear), and RR (right rear).



The bottom part of each rocker set is marked "This Side Down."

