



Preliminary Report

Bill Lockyer, Attorney General
California Department of Justice
Division of Criminal Justice Information Services

CRIME 1999


In Selected California Jurisdictions
JANUARY THROUGH DECEMBER

This report compares preliminary crime counts for 1999 with final counts of 1998 for jurisdictions with populations of 100,000 or more. It is estimated that the 76 jurisdictions which meet this criterion account for approximately 65 percent of the crimes reported in the state. Two agencies were unable to meet the cutoff date for the submission of 1999 data. A third agency experienced computer programming problems in the submission of their data for the last half of 1998. Available data for these three agencies are shown on the following table but not included in the totals used for the narrative.

Jurisdictions are grouped into three categories:

- Police Departments, which provide law enforcement services for incorporated cities;
- Sheriff's Departments, which provide law enforcement services to unincorporated areas within the county; and
- Contract Cities, which are incorporated cities that contract for law enforcement services (usually with a sheriff's department) rather than maintain their own police force.

Data used in this report are not adjusted by population. Statewide adjusted data (rates) are included in the annual *Crime and Delinquency in California* publication.



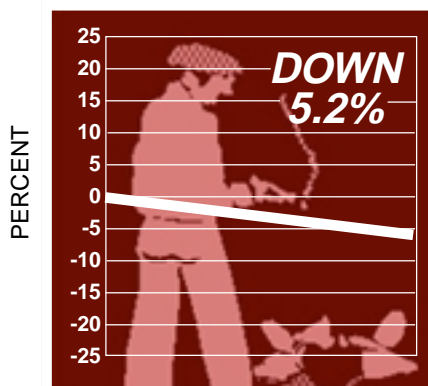
CALIFORNIA CRIME INDEX

CALIFORNIA CRIME INDEX offenses are homicide, forcible rape, robbery, aggravated assault, burglary, and motor vehicle theft. During 1999, the number of reported offenses dropped 13.2 percent when compared with 1998.

HIGHLIGHTS

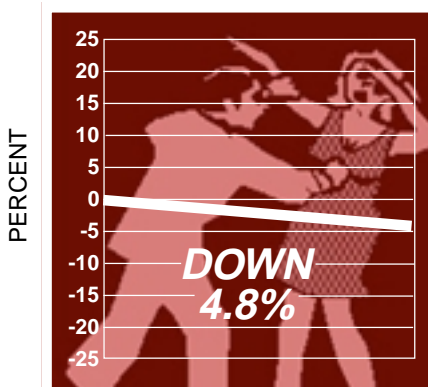
- The California Crime Index decreased 13.2 percent in number.
- The number of violent crimes decreased 8.8 percent.
- The number of property crimes decreased 15.8 percent.

CALIFORNIA CRIME INDEX



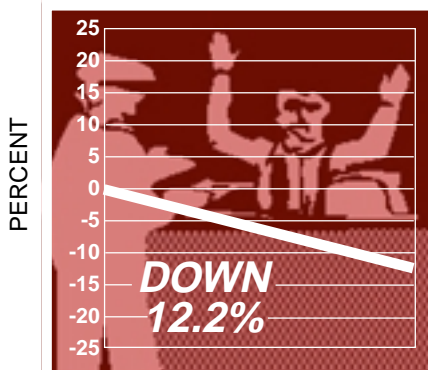
HOMICIDE - *The willful (nonnegligent) killing of one human being by another. Murder and nonnegligent manslaughter comprise this category.*

The number of homicides reported for 1999 decreased 5.2 percent compared to 1998.



FORCIBLE RAPE - *The carnal knowledge of a female forcibly and against her will. Assaults or attempts to commit rape by force or threat of force are included.*

Reported forcible rapes decreased 4.8 percent in number in 1999 when compared to 1998.

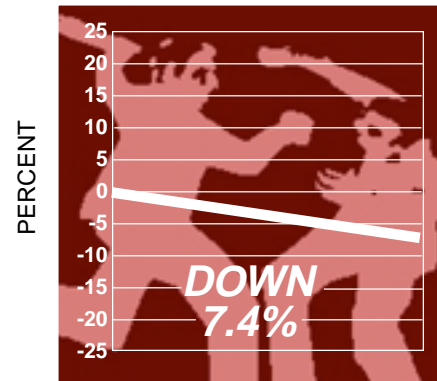


ROBBERY - *The taking or attempting to take anything of value from the care, custody, or control of a person or persons by force or threat of force or violence and/or by putting the victim in fear.*

In 1999, reported robberies decreased 12.2 percent in number when compared to 1998.

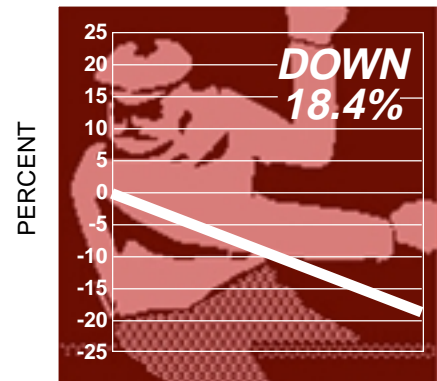
AGGRAVATED ASSAULT - *The unlawful attack by one person upon another for the purpose of inflicting severe or aggravated bodily injury. This type of assault is usually accompanied by the use of a weapon or by means likely to produce death or great bodily harm.*

The number of aggravated assaults reported in 1999 decreased 7.4 percent when compared to 1998.



BURGLARY - *The unlawful entry of a structure to commit a felony or a theft. Attempted burglary is included.*

In 1999, the number of reported burglaries decreased 18.4 percent when compared to 1998.



MOTOR VEHICLE THEFT - *The theft or attempted theft of a motor vehicle.*

There was a 12.4 percent decrease in the number of motor vehicle thefts reported in 1999, when compared to 1998.

