



Preliminary Report

Bill Lockyer, Attorney General
California Department of Justice
Division of Criminal Justice Information Services

CRIME 2000


In Selected California Jurisdictions
JANUARY THROUGH JUNE

This report compares preliminary crime counts for the first six months of 2000 with counts for the same period in 1999 for jurisdictions with populations of 100,000 or more. It is estimated that the 77 jurisdictions which meet this criterion account for approximately 65 percent of the crimes reported in the state. All 77 agencies were able to meet the cutoff date for 2000 data submission. However, due to technical problems with a records management system, data for one agency are shown on the following table but not included in totals used in the narrative.

Jurisdictions are grouped into three categories:

- Police Departments, which provide law enforcement services for incorporated cities;
- Sheriff's Departments, which provide law enforcement services to unincorporated areas within the county; and
- Contract Cities, which are incorporated cities that contract for law enforcement services (usually with a sheriff's department) rather than maintain their own police force.

Data used in this report are preliminary counts and subject to change. Crime counts are not adjusted by population. Statewide adjusted data (rates) are included in the annual *Crime and Delinquency in California* publication.



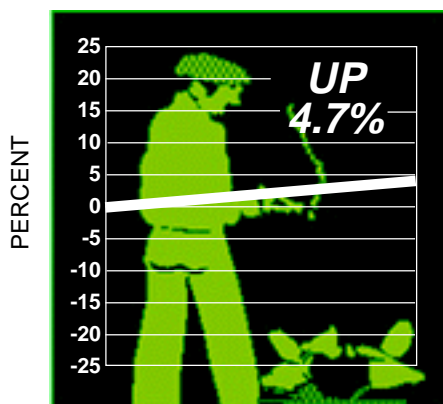
CALIFORNIA CRIME INDEX

CALIFORNIA CRIME INDEX offenses are homicide, forcible rape, robbery, aggravated assault, burglary, and motor vehicle theft. During the first six months of 2000, the number of reported offenses increased 1.3 percent when compared to the same period in 1999.

HIGHLIGHTS

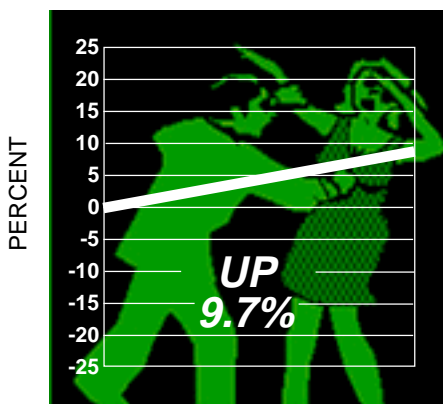
- The California Crime Index increased 1.3 percent in number.
- The number of violent crimes increased 1.6 percent.
- The number of property crimes increased 1.1 percent.

CALIFORNIA CRIME INDEX



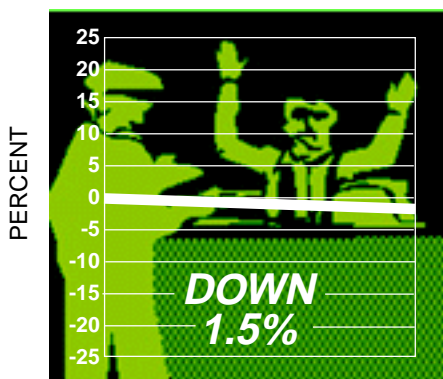
HOMICIDE - *The willful (nonnegligent) killing of one human being by another. Murder and nonnegligent manslaughter comprise this category.*

The number of homicides reported for the first six months of 2000 increased 4.7 percent compared to the same period in 1999.



FORCIBLE RAPE - *The carnal knowledge of a female forcibly and against her will. Assaults or attempts to commit rape by force or threat of force are included.*

Reported forcible rapes increased 9.7 percent in number for the first half of 2000 compared to the same period in 1999.

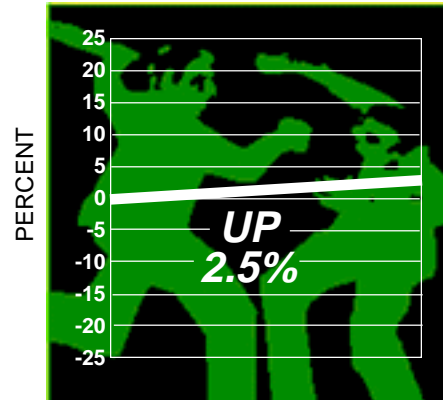


ROBBERY - *The taking or attempting to take anything of value from the care, custody, or control of a person or persons by force or threat of force or violence and/or by putting the victim in fear.*

In the first six months of 2000, reported robberies decreased 1.5 percent in number compared to the same period in 1999.

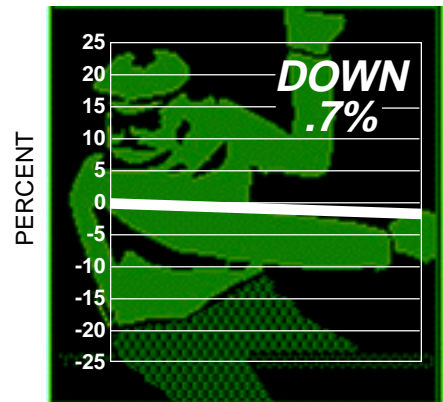
AGGRAVATED ASSAULT - *The unlawful attack by one person upon another for the purpose of inflicting severe or aggravated bodily injury. This type of assault is usually accompanied by the use of a weapon or by means likely to produce death or great bodily harm.*

The number of aggravated assaults reported in the first six months of 2000 increased 2.5 percent compared to the same period in 1999.



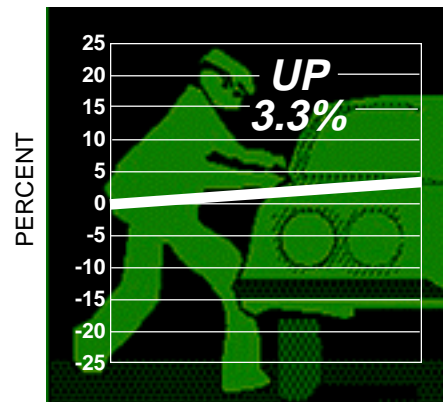
BURGLARY - *The unlawful entry of a structure to commit a felony or a theft. Attempted burglary is included.*

In the first six months of 2000, the number of reported burglaries decreased .7 percent compared to the same period in 1999.



MOTOR VEHICLE THEFT - *The theft or attempted theft of a motor vehicle.*

There was a 3.3 percent increase in the number of motor vehicle thefts reported in the first six months of 2000, compared to the same period in 1999.



Preliminary Report Data Table

[CJSC Home Page](#)

[CJSC Publications](#)

[AG's Home Page](#)