



Preliminary Report

California Department of Justice
Division of Criminal Justice Information Services
Daniel E. Lungren, Attorney General

CRIME 1998

In Selected California Jurisdictions

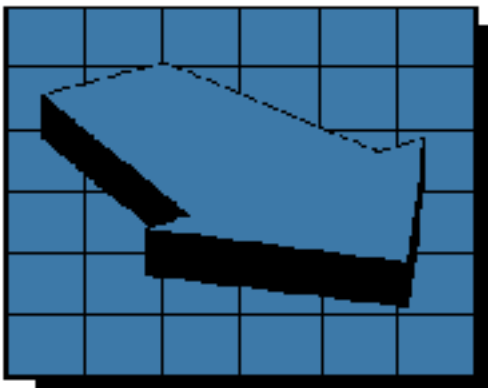
JANUARY THROUGH JUNE

This report compares preliminary counts of crimes for the first six months of 1998 with those of the same period in 1997 for jurisdictions with a population of 100,000 or more. It is estimated that the 76 jurisdictions which meet this criterion account for approximately 65 percent of the crimes reported in the state. Three agencies were unable to meet the cutoff date for 1998 data submission. Available data for these agencies are shown on the following table but not included in the totals used for the narrative.

The jurisdictions are grouped into three categories:

- Police Departments, which provide law enforcement services for incorporated cities;
- Sheriff's Departments, which provide law enforcement services to unincorporated areas within the county; and
- Contract Cities, which are incorporated cities that contract for law enforcement services (usually with a sheriff's department) rather than maintain their own police force.

Data used in this report are not adjusted by population. Statewide adjusted data (rates) are included in the annual *Crime and Delinquency in California* publication.



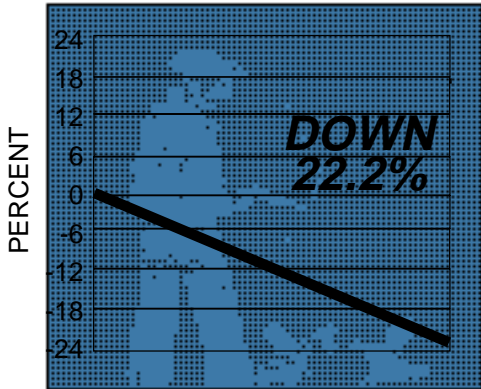
CALIFORNIA CRIME INDEX
DOWN 9.2%

The **CALIFORNIA CRIME INDEX (CCI)** offenses are homicide, forcible rape, robbery, aggravated assault, burglary, and motor vehicle theft. During the first six months of 1998, the number of reported offenses dropped 9.2 percent when compared with the same period in 1997.

H I G H L I G H T S

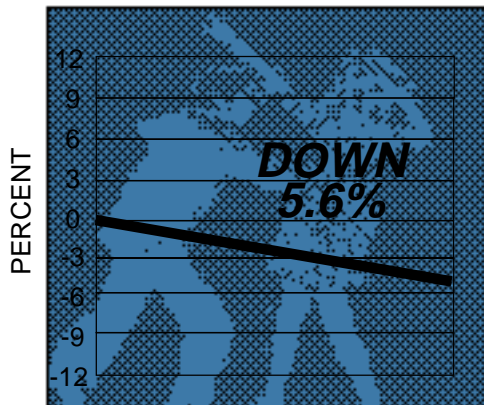
- The California Crime Index decreased 9.2 percent in number.
- The number of violent crimes decreased 11.2 percent.
- The number of property crimes decreased 8.1 percent.

CALIFORNIA CRIME INDEX



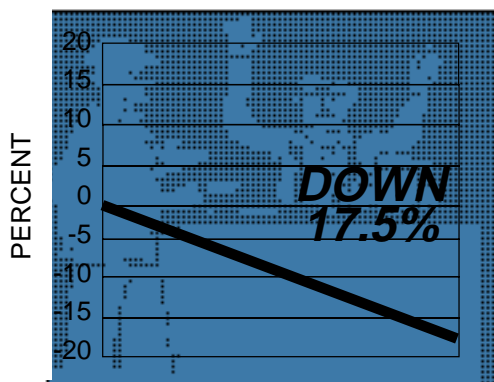
HOMICIDE - *The willful (nonnegligent) killing of one human being by another. Murder and nonnegligent manslaughter comprise this category.*

The number of homicides reported for the first six months of 1998 decreased 22.2 percent compared to the same period in 1997.



FORCIBLE RAPE - *The carnal knowledge of a female forcibly and against her will. Assaults or attempts to commit rape by force or threat of force are included.*

Reported forcible rapes decreased 5.6 percent in number for the first half of 1998 compared to the same period in 1997.

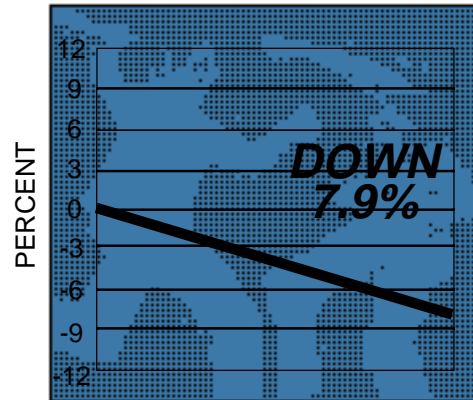


ROBBERY - *The taking or attempting to take anything of value from the care, custody, or control of a person or persons by force or threat of force or violence and/or by putting the victim in fear.*

In the first six months of 1998, reported robberies decreased 17.5 percent in number compared to the same period in 1997.

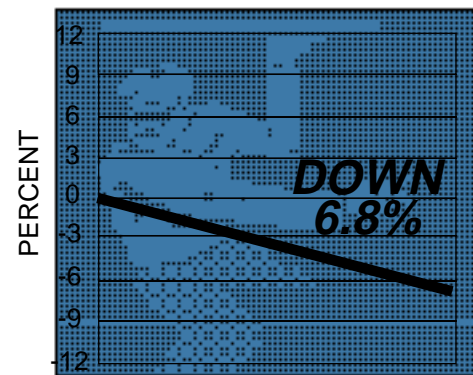
AGGRAVATED ASSAULT - *The unlawful attack by one person upon another for the purpose of inflicting severe or aggravated bodily injury. This type of assault is usually accompanied by the use of a weapon or by means likely to produce death or great bodily harm.*

The number of aggravated assaults reported in the first six months of 1998 decreased 7.9 percent compared to the same period in 1997.



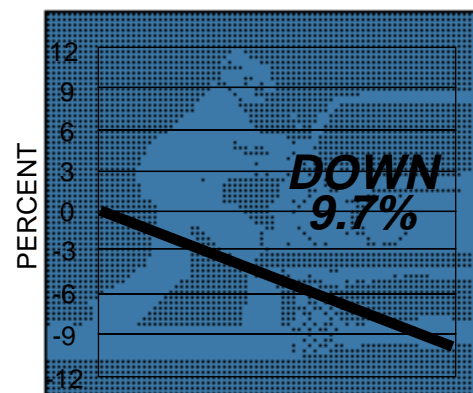
BURGLARY - *The unlawful entry of a structure to commit a felony or a theft. Attempted burglary is included.*

In the first six months of 1998, the number of reported burglaries decreased 6.8 percent compared to the same period in 1997.



MOTOR VEHICLE THEFT - *The theft or attempted theft of a motor vehicle.*

There was a 9.7 percent decrease in the number of motor vehicle thefts reported in the first six months of 1998, compared to the same period in 1997.



- [Data Table](#)
- [CJSC Home Page](#)
- [CJSC On-Line Publications](#)
- [Attorney General's Home Page](#)