

NONPROFIT RAFFLE PROGRAM REPORT TO THE LEGISLATURE

Registry of Charitable Trusts



BILL LOCKYER
Attorney General
State of California

REPORT ON THE NONPROFIT RAFFLE PROGRAM

◆ INTRODUCTION

This report is submitted pursuant to Penal Code section 320.5(k), which requires the California Department of Justice (hereafter "DOJ") to conduct a study and report to the Legislature by December 31, 2003, on the impact of Penal Code section 320.5 regarding "raffle practices" in California.¹ The statute provides that the study shall include, but not be limited to:

- Information on whether the number of raffles has increased
- The amount of money raised through raffles
- Whether this amount has increased
- Whether there are consumer complaints
- Whether there is increased fraud in the operation of raffles²

This report briefly discusses the legalization of raffles, summarizes the major provisions of Penal Code section 320.5 (hereafter "section 320.5," "statute," or "raffle law"), and describes the DOJ's administration of the law, including outreach efforts to the nonprofit community. Using tables, charts, and graphs, the report provides detailed information about all of the raffles that eligible nonprofit organizations reported conducting in the slightly more than two years that the raffle law has been in effect (July 1, 2001, through August 31, 2003).³ This information includes the number of raffles conducted, the names of the organizations that held raffles, the amount of money generated by the sale of raffle tickets, the cost of conducting the raffles, and the amount of money that went to the nonprofit organizations.

The report also discusses the number and types of complaints received regarding raffles and the enforcement of the law. The DOJ administers and enforces the registration and reporting provisions of the raffle law. District attorneys, city attorneys, county

¹ All section references are to the California Penal Code unless otherwise noted.

² The DOJ does not have any data about raffles conducted before the enactment of Penal Code section 320.5. Therefore, this report only addresses data developed since DOJ implemented the Nonprofit Raffle Program as of the raffle law's July 1, 2001, effective date.

³ Only valid reports filed by eligible organizations are included in this report. Some raffle reports were omitted because the information was not deemed reliable (see footnote 13) or the organization that submitted the report was not registered. Each such organization was contacted by the DOJ and instructed that it must register before conducting further raffles.

TABLE OF CONTENTS

	<u>Page</u>
Report on the Nonprofit Raffle Program	1
Table 1: 2002 Reporting Year (July 1, 2001 - August 31, 2002) (Grouped by Type of Organization Under Revenue & Taxation Code Section 23701)	11
Table 2: 2003 Reporting Year (September 1, 2002 - August 31, 2003) (Grouped by Type of Organization Under Revenue and Taxation Code Section 23701)	35
Table 3: Raffles Held by Organizations - Summary for 2002 and 2003 (Grouped by Type of Organization Under Revenue and Taxation Code Section 23701)	60
Table 4: Alphabetical Listing of Registered Organizations Reporting Raffles for 2002	63
Table 5: Alphabetical Listing of Registered Organizations Reporting Raffles for 2003	71
Chart 1: Percentage of All Raffles Conducted by Each Type of Organization Under Revenue and Taxation Code Section 23701 July 1, 2001 - August 31, 2002	80
Chart 2: Percentage of All Raffles Conducted by Each Type of Organization Under Revenue and Taxation Code Section 23701 September 1, 2002 - August 31, 2003	81
Chart 3: Gross Receipts From Ticket Sales by Each Type of Organization Under Revenue and Taxation Code Section 23701 July 1, 2001 - August 31, 2002	82
Chart 4: Gross Receipts From Ticket Sales by Each Type of Organization Under Revenue and Taxation Code Section 23701 September 1, 2002 - August 31, 2003	83
Chart 5: Top 10 Raffles Based on Ticket Sales for 2002 and 2003	84
Chart 6: Top 10 Raffles Based on Amounts to Charities for 2002 and 2003 ...	85
Appendix A: Application for Registration (ct-NRP-1)	
Appendix B: Nonprofit Raffle Report (ct-NRP-2)	

counsels, and the DOJ may bring administrative or criminal actions to enforce other provisions of the statute. (Section 320.5(i).)

◆ THE LEGALIZATION OF RAFFLES

Section 320.5 was added to the Penal Code by Senate Bill 639 (McPherson) in the 1999-2000 legislative session. Prior to the bill's enactment, it was illegal to conduct raffles in California because raffles are lotteries,⁴ which are prohibited by Penal Code section 320.

Despite their illegality, raffles have long been a popular fundraising device used by many nonprofit organizations. Local law enforcement authorities and members of the nonprofit community decided to sponsor efforts to legalize some raffles, provided they were regulated.

Proposition 17 on the March 2000 ballot exempted charitable raffles from the prohibition against lotteries, provided that the Legislature established reasonable statutory regulations on the conduct of such raffles. Proposition 17 was approved by the voters, and SB 639 established the statutory controls. In brief, section 320.5 authorizes eligible nonprofit organizations⁵ to conduct raffles and provides that the DOJ will administer the registration and reporting provisions of the raffle law.

Following the enactment of the statute, the DOJ adopted regulations establishing the Nonprofit Raffle Program. In order to legally conduct raffles, eligible organizations must register with the DOJ each year that they plan to conduct raffles.⁶ The organizations must receive written confirmation from the DOJ that they are registered prior to conducting a raffle, and the raffle must be conducted in accordance with the statutory requirements.⁷

In addition to the preceding requirements, the major statutory obligations are that:

⁴ Three elements are necessary to constitute a lottery: distribution of a prize, by chance, to a person who pays something of value for the chance to win the prize. A raffle has all of these elements. (Section 319.)

⁵ An "eligible organization" is a private, nonprofit organization that has been qualified to do business in California for at least one year before conducting the raffle for which it is registering and that is exempt from taxation pursuant to any of the Revenue and Taxation Code sections listed in the raffle law. (Section 320.5(c).)

⁶ The DOJ regulations establish the registration and reporting period as September 1 through August 31.

⁷ Certain organizations, such as religious organizations, are exempted from the registration and reporting requirements. (Section 320.5 (h)(7).) However, these organizations are not exempted from the remaining statutory obligations, such as meeting the 90-percent standard.

- The fundraising event must meet the definition of a "raffle"
- At least 90 percent of the gross receipts generated from the sale of raffle tickets for any given draw must be used to benefit or provide support for the beneficial or charitable purposes of the organization that conducted the raffle (or be donated to another eligible organization)
- All of the money generated from every raffle must be used in California
- Each eligible organization must report to the DOJ every year in which it conducted a raffle

The DOJ created forms for registration and reporting by eligible organizations.⁸ In order to be registered, a responsible fiduciary of the organization must certify that the organization is eligible to conduct raffles. If the organization does hold a raffle, a responsible fiduciary must sign and file a report which accounts for the money raised by the raffle and any expenditures incurred in conducting it. The reporting enables the organization and the DOJ to determine whether the statutory requirements were met.

◆ **INFORMING ELIGIBLE ORGANIZATIONS ABOUT THE LAW**

In order to make it easier for charitable organizations to become informed about the raffle law and to comply with it, the DOJ created a link from the Attorney General's Charitable Trusts website to:

- The raffle law
- The regulations implementing the law
- The registration and reporting forms
- Answers to frequently asked questions

In addition to maintaining the website, the DOJ has conducted outreach programs to increase awareness of the Nonprofit Raffle Program in the nonprofit community. Through these outreach programs, the DOJ has received feedback that indicates that many nonprofit organizations are still conducting raffles without being aware of the raffle law and its requirements.

◆ **REGISTERED ORGANIZATIONS AND RAFFLES CONDUCTED**

The raffle law took effect on July 1, 2001. From the first to the second year of the program, the number of organizations registered with the DOJ increased substantially. In

⁸ See Appendix A and Appendix B for copies of the forms.

the first year, 762 organizations registered. In the second year, there were 1,016 organizations that registered. This represents an increase of 33 percent in the number of registered organizations.⁹

In the first year of the raffle program (ending August 31, 2002), 324 of the registered organizations filed reports,¹⁰ indicating that 656 raffles were conducted.¹¹ In the second year (ending August 31, 2003), 379 of the registered organizations filed reports, indicating that 652 raffles were conducted. The slight decrease in the number of raffles conducted in the second year is due to a number of raffle reports being filed late, i.e., after September 2, 2003.¹² These late reports, which continue to come in, have not been included in this report. When those reports are counted, the final tally of raffles conducted in the second year will surpass the number conducted in the first year. The DOJ does not have any data on the number of raffles conducted before it began administering the raffle law.

Tables 1 and 2 set out detailed information on the raffles conducted. The tables list the names of each registered organization that reported conducting one or more raffles.¹³ The organizations are grouped according to the Revenue and Taxation Code section that determines their tax-exempt status, which is one of the criteria for their eligibility to conduct raffles. Table 1 covers the first year of the program, and Table 2 covers the second year of the program. Table 3 is a summary that reflects the combined numbers for both years. Column F of Table 3 shows, for all raffles conducted, the average percentage of ticket-sale receipts that went to charitable purposes. This percentage was calculated by

⁹ Some organizations that registered in the first year did not register the second year, and there were 644 organizations that registered in the second year that had not registered the first year.

¹⁰ Except for the organizations specified in section 320.5(h)(7), every organization is required to file a report for each raffle it conducted during the reporting period. A report for *each raffle draw* is necessary in order to determine whether the organization met the statutory requirement that 90 percent of the gross receipts generated from the sale of raffle tickets for *each draw* was used for the beneficial or charitable purposes of the organization (or was donated to another eligible organization). (Section 320.5(a)(4).)

¹¹ The number of raffles is based on the number of reports filed. Each report represents one raffle. In some instances, organizations registered but apparently did not go forward with the planned raffles.

¹² The end of the second year was August 31, 2003, which fell on a Sunday. Because the next day, September 1, 2003, was the Labor Day holiday, reports received at the DOJ by the close of business on September 2, 2003, have been included here.

¹³ Some reports were omitted because the information was not deemed reliable. For example, the report stated there were zero total raffle expenses, yet it also listed an amount when reporting the amount of expenses that were paid either from the receipts from raffle ticket sales or from other sources.

adding the percentage for each of the raffles held by organizations that are tax-exempt under each specified Revenue and Taxation Code section and dividing that total by the number of raffles.

In order to locate a specific organization in Table 1 or Table 2 quickly, one may consult Tables 4 and 5, which are alphabetical listings of the names of the organizations that conducted raffles, with the corresponding Revenue and Taxation Code section noted next to each organization's name. Table 4 covers organizations that filed reports for the first year, and Table 5 covers organizations that filed reports for the second year.¹⁴

For each raffle that was held, Tables 1 and 2 provide the relevant financial information.

Column A shows the gross receipts obtained from the sale of raffle tickets.

Column B shows the total expenses incurred for conducting the raffle.

Column C reflects the amount of expenses that were paid from sources other than money received from the sale of raffle tickets (e.g., donations, in-kind contributions, or money from the organization's treasury).

Column D displays the amount of expenses that were paid with proceeds from the sale of the raffle tickets. (This number is obtained by subtracting Column C from Column B.)

Column E represents the amount of money that went to the organization from the sale of raffle tickets after deducting only those raffle expenses that were paid from ticket sales. (This number is obtained by subtracting Column D from Column A.)

Column F shows the percentage of money raised from the sale of raffle tickets that went to the charitable or beneficial purposes of the eligible organization. This percentage does not reflect raffle expenses that were paid from sources other than receipts from ticket sales. It is obtained by dividing Column E by Column A. The total percentage figure in bold in Column F at the end of the listings for each type of organization is an average that was determined by adding the percentages for each of the raffles and dividing that total by the number of raffles that were conducted.

In addition to the data in the tables, there are two pie charts that show, out of all raffles conducted, the percentage conducted by each type of organization under Revenue Taxation Code section 23701. Chart 1 covers the first year of the Nonprofit Raffle Program. Chart 2 covers the second year.

¹⁴ Only organizations that filed valid raffle reports (see footnote 13) were included in Tables 4 and 5. Also, organizations that registered but did not report that they conducted a raffle are not included.

◆ MONEY RAISED THROUGH RAFFLES

In the program's first year, the reports filed indicate \$4,049,792 in gross receipts from ticket sales for all raffles reported. The amount of money raised by each raffle varied widely, ranging from a low of five dollars to a high of \$398,929. The average amount of money per raffle raised from ticket sales was \$6,173.

In the program's second year, the reports filed indicate \$5,936,054 in gross receipts from ticket sales for all raffles reported. Again, the amount of money raised varied widely, ranging from a low of eight dollars to a high of \$2,391,861. The average amount of money raised per raffle from ticket sales was \$9,104.¹⁵ These figures do not include data from the reports that were filed after September 2, 2003.

Two pie charts display the total gross receipts from ticket sales by each type of organization under Revenue Taxation Code section 23701. Chart 3 covers the first year of the Nonprofit Raffle Program. Chart 4 covers the second year.

Organizations are permitted to use funds from sources other than raffle ticket sales to pay for administrative and other costs of conducting raffles.¹⁶ Some organizations obtained cash or in-kind contributions from third parties to cover some of the expenses of conducting the raffles. Others paid for some or all of the expenses from the organization's own funds or from the receipts from ticket sales. Some used all of the above methods of covering raffle expenses.

The total expenses from all sources of conducting the individual raffles that are reflected in the tables ranged from a low of zero to a high of \$160,745 in the first year, and from a low of zero to a high of \$108,963 in the second year.

In the first year, the amount of money from sources other than ticket sales used to pay raffle expenses totaled \$409,011, compared to \$143,170 for the second year. The combined total for both years is \$552,181.

As reflected in Table 1, the total receipts from ticket sales for all raffles conducted in the first year of the Nonprofit Raffle Program were \$4,049,792, and total raffle expenses were \$897,902. As shown in Table 2, in the second year, the total receipts from ticket sales were \$5,936,054, and total raffle expenses were \$623,421. As shown in Table 3, for the two years combined, total ticket sales were \$9,985,846, and total expenses were \$1,521,323.

After deducting only those raffle expenses that were paid from ticket sales, the amount of money that went to charity, as reflected in Column E of the tables, varied significantly. In the first year, it ranged from a high of \$398,879 to a low of zero. In the

¹⁵ The higher average number for the second year is heavily influenced by one raffle, which brought in over 2 million dollars in ticket sales.

¹⁶ Section 320.5(b)(4)(A).

second year, it ranged from a high of \$2,297,557 to a low of zero. Chart 5 lists the ten largest raffles based on gross receipts from ticket sales. Chart 6 lists the ten largest raffles based on the amount that went to the charity that conducted the raffle.

The amount to charity, which is reflected in Column E, in the first year was \$3,560,901. In the second year, the amount was \$5,455,803. For both years combined, the amount to charity was \$9,016,704.

The amount in Column E can be misleading in that it may not indicate the true net to charity because it does not reflect that an organization may have used assets other than money obtained from raffle ticket sales to pay expenses incurred in conducting a raffle.¹⁷ In order to obtain the net amount an organization received from holding a raffle, the total expenses (Column B) should be deducted from the receipts from ticket sales (Column A).

For the first year, the net amount to charity (Column A minus Column B) was \$3,151,890. In the second year, the net amount was \$5,312,633. For both years combined, the net proceeds to charity from all of the raffles reported was \$8,464,523.

Although Column E does not reflect the actual net to charity, the amount in that column is pertinent because it is used in calculating whether the organization conducting the raffle has met the statutory requirement that at least 90 percent of the gross receipts from ticket sales must be used for charitable purposes. The same subsection that limits raffle expenses paid from ticket-sale receipts to a maximum of 10 percent of ticket sales also provides that: "This section does not preclude an eligible organization from using funds from sources other than the sale of raffle tickets to pay for the administration or other costs of conducting a raffle." (Section 320.5(b)(4)(A).) Consequently, only raffle expenses paid from ticket-sale receipts are used in calculating whether the 90-percent standard has been met. As explained above, the amount in Column E therefore does not reflect the net amount going to charitable purposes in those situations where raffle expenses were paid from sources other than ticket sales.

A number of organizations donated money obtained from raffles they conducted to other eligible organizations. In the first year, 42 organizations donated \$457,083 to other eligible organizations. In the second year, 21 organizations donated \$93,751 to other eligible organizations. Of the total dollars raised from raffle ticket sales, 11.29 percent was donated to other organizations in the first year. In the second year, 1.58 percent was donated to other organizations. As noted above, a number of raffle reports were filed late, and when those are counted, the number of organizations that donated some of their raffle proceeds to other eligible organizations and the dollar amount may well increase.

¹⁷These other assets may be cash donations, in-kind contributions, or money from the organization's own funds.

◆ THE 90-PERCENT STANDARD

Section 320.5(b)(4)(A) requires that at least 90 percent of the gross receipts generated from the sale of raffle tickets for any given draw must be used by the eligible organization conducting the raffle to benefit or provide support for beneficial or charitable purposes of the organization or, as noted above, be donated to benefit another eligible organization.

In order to determine whether this standard is being met, the DOJ report form requires a responsible fiduciary of the eligible organization to report, for each raffle, how much money was received from ticket sales, the total amount of expenses, the amount of expenses paid for from sources other than ticket sales, the amount of expenses paid for from ticket sales, and whether the 90-percent standard was met. This information must be provided for each raffle because the statute requires that the 90-percent standard be met for *each raffle draw*.

In the first year, 210 of the 324 organizations that held raffles met the 90-percent requirement, and 492 of the 656 raffles that were conducted met the standard. In the second year, 282 of the 379 organizations that held raffles met the 90-percent standard, and 527 of the 652 raffles conducted met the standard. Combining both years, of the 1,308 raffles that were conducted, 1,012 raffles met the 90-percent standard. In each case where the standard was not met, the DOJ sent a warning letter to the organization. Only four organizations failed to meet the standard more than once.¹⁸

◆ COMPLAINTS

The raffle law provides that the DOJ shall report on whether there has been an increase in complaints or fraud in the conduct of raffles. The DOJ has no data on complaints or fraud in the conduct of raffles prior to July 1, 2001, the effective date of section 320.5. In the first year of the program, the DOJ received one complaint, while in the second year there were 19 complaints.

Four of the complaints, including the one filed in the first year, alleged fraud. All were referred to local law enforcement.¹⁹ Most of the complaints received alleged that an organization was conducting a raffle without having registered or that a raffle was being

¹⁸ Because organizations are permitted to file all of their reports at the end of the year, some organizations held several raffles before the DOJ received information showing that the 90-percent requirement had not been met.

¹⁹ The first complaint alleged that the person who registered the organization misused funds. Two complaints alleged that prizes were improperly awarded. The fourth complaint alleged that the raffle was postponed indefinitely and that no prizes were ever awarded.

advertised or conducted over the Internet, or both.²⁰ Except for the organizations that were the subject of the four complaints that alleged fraud, all of the other organizations that were notified by the DOJ that they were required to register did so, and, each organization that was improperly using the Internet ceased doing so after being advised by the DOJ that it was violating the law.

◆ CONCLUSION

For periods prior to July 1, 2001, the effective date of the law, the DOJ is unaware of any data regarding the number of raffles conducted, the amount of money raised from raffles, or fraud in the operation of raffles. This report is therefore limited to information on these matters gathered from registrations and reports filed with the DOJ for the period that the Nonprofit Raffle Program has been in existence.

The number of organizations registering to conduct raffles has increased from the first year of the program to the second year. Similarly, the number of raffles conducted in the second year of the program will surpass the number conducted in the first year by the time all of the late-filed reports are counted. Feedback received during the DOJ's outreach efforts, however, indicates that a significant number of nonprofit organizations are still unaware of the raffle law. This suggests that numerous organizations may be conducting raffles without complying with the registration and reporting requirements of the law.

Both the gross receipts from ticket sales and the amount going to charity have increased from the first to the second year of the program.

Some organizations have not met the requirement that 90 percent of the gross receipts from ticket sales be used for the charitable or beneficial purposes of the organization or another eligible organization. However, once the DOJ has notified them that they failed to meet the 90-percent standard, most organizations that have conducted subsequent raffles have met the requirement.

Twenty complaints were received over the two-year period. Four complaints alleging fraud were referred to local law enforcement. The remaining complaints were resolved without the need for formal administrative action.

The DOJ will continue to monitor compliance with the Nonprofit Raffle Program.

²⁰ A raffle may not be advertised, operated, or conducted in any manner over the Internet, except that, if an eligible organization regularly maintains a website for the organization, an announcement on that site that a raffle is being conducted does not constitute advertising. (Section 320.5(f).)

Page intentionally left blank.

Table 1
2002 Reporting Year (July 1, 2001 – August 31, 2002)
(Grouped by Type of Organization Under Revenue and Taxation Code Section 23701)

Name of Organization ¹	(A)		(B)		(C)		(D)		(E)		(F)	
	Gross Receipts From Ticket Sales	Total Raffle Expenses	Exp. Pd. From Other Sources ²	Exp. Pd. From Ticket Sales	Exp. Pd. From Other Sources ²	Exp. Pd. From Ticket Sales	Amount to Charity (Col. A – Col. D)	Percent to Charity (Col. E ÷ Col. A) ³				
Hotel Employees & Restaurant Employees	11,932	2,015	-	2,015	-	9,917	83.00					
International Brotherhood of Electrical Workers Local 47	700	165	-	165	-	535	76.00					
Napa County Farm Bureau	1,250	150	150	-	-	1,250	100.00					
UFCW Region 8 States Council	16,000	-	-	-	-	16,000	100.00					
UFCW Region 8 States Council	15,480	-	-	-	-	15,480	100.00					
Totals for 5 Raffles	\$ 45,362	\$ 2,330	\$ 150	\$ 2,180	\$ 43,182	\$ 91.80						

Name of Organization ¹	(A)		(B)		(C)		(D)		(E)		(F)	
	Gross Receipts From Ticket Sales	Total Raffle Expenses	Exp. Pd. From Other Sources ²	Exp. Pd. From Ticket Sales	Exp. Pd. From Other Sources ²	Exp. Pd. From Ticket Sales	Amount to Charity (Col. A – Col. D)	Percent to Charity (Col. E ÷ Col. A) ³				
Arcadia High School Alumni Association	2,566	700	-	700	-	1,866	73.00					
Delta Kappa Gamma Society Intl. Zeta Omicron Chapter Chi	983	40	40	-	-	983	100.00					
Monterey County Peace Officers Association	531	53	-	53	-	478	90.00					
Monterey County Peace Officers Association	132	13	-	13	-	119	90.00					
Monterey County Peace Officers Association	824	82	-	82	-	742	90.00					
Monterey County Peace Officers Association	1,134	113	-	113	-	1,021	90.00					
Monterey County Peace Officers Association	164	16	-	16	-	148	90.00					
Monterey County Peace Officers Association	265	26	-	26	-	239	90.00					
Monterey County Peace Officers Association	1,775	176	-	176	-	1,599	90.00					
Monterey County Peace Officers Association	165	16	-	16	-	149	90.00					
Monterey County Peace Officers Association	543	54	-	54	-	489	90.00					
Monterey County Peace Officers Association	219	22	-	22	-	197	90.00					
Soroptimist International of Lamorinda	3,660	900	900	-	-	3,660	100.00					
Soroptimist International of McKinleyville	814	65	-	65	-	749	92.00					

¹City is shown after different organizations with same name.

²Contains expenses not paid from ticket sales.

³Total is the sum of the percentages for each raffle divided by number of raffles.

Table 1
2002 Reporting Year (July 1, 2001 – August 31, 2002)
(Grouped by Type of Organization Under Revenue and Taxation Code Section 23701)

Name of Organization ¹	(A)		(B)		(C)		(D)		(E)		(F)	
	Gross Receipts From Ticket Sales	Total Raffle Expenses	Exp. Pd. From Other Sources ²	Exp. Pd. From Ticket Sales (Col. B – Col. C)	Amount to Charity (Col. A – Col. D)	Percent to Charity (Col. E ÷ Col. A) ³						
Soroptimist International of St. Helena	3,108	500	-	500	2,608	84.00						
Soroptimist International of Vacaville	2,000	-	-	-	2,000	100.00						
Totals for 16 Raffles \$	18,883	\$ 2,776	\$ 940	\$ 1,836	\$ 17,047	90.56						

Name of Organization ¹	(A)		(B)		(C)		(D)		(E)		(F)	
	Gross Receipts From Ticket Sales	Total Raffle Expenses	Exp. Pd. From Other Sources ²	Exp. Pd. From Ticket Sales (Col. B – Col. C)	Amount to Charity (Col. A – Col. D)	Percent to Charity (Col. E ÷ Col. A) ³						
Alhambra High School Grad Night Committee	44,700	20,347	-	20,347	24,353	54.00						
American Cancer Society, California Division, Inc.	19,700	-	-	-	19,700	100.00						
American Cancer Society, California Division, Inc.	1,265	-	-	-	1,265	100.00						
American Liver Foundation	14,840	3,120	-	3,120	11,720	79.00						
Antelope Valley Gem and Mineral Club	1,008	368	-	368	640	63.00						
AS Foundation Orange County	345	-	-	-	345	100.00						
AS Foundation Orange County	194	-	-	-	194	100.00						
Asian Pacific Youth Leadership Project	1,792	-	-	-	1,792	100.00						
Associates of Brand Library	660	15	-	15	645	98.00						
Auxiliary of the Society of Crippled Children & Adults of San Mateo	24,100	171	-	171	23,929	99.00						
Bay Area Crisis Nursery	2,205	1,250	-	1,250	955	43.00						
Beach Cities Quilters Guild	245	18	18	-	245	100.00						
Beach Cities Quilters Guild	153	19	19	-	153	100.00						
Beach Cities Quilters Guild	133	18	18	-	133	100.00						
Beach Cities Quilters Guild	110	18	18	-	110	100.00						
Beach Cities Quilters Guild	144	18	18	-	144	100.00						
Beach Cities Quilters Guild	241	7	7	-	241	100.00						
Beach Cities Quilters Guild	263	23	23	-	263	100.00						
Beach Cities Quilters Guild	295	18	18	-	295	100.00						
Beach Cities Quilters Guild	146	18	18	-	146	100.00						
Beach Cities Quilters Guild	238	19	19	-	238	100.00						

¹City is shown after different organizations with same name.

²Contains expenses not paid from ticket sales.

³Total is the sum of the percentages for each raffle divided by number of raffles.

Table 1
2002 Reporting Year (July 1, 2001 – August 31, 2002)
(Grouped by Type of Organization Under Revenue and Taxation Code Section 23701)

Name of Organization ¹	(A)		(B)		(C)		(D)	(E)	(F)
	Gross Receipts From Ticket Sales	Total Raffle Expenses	Exp. Pd. From Other Sources ²	Exp. Pd. From Ticket Sales (Col. B – Col. C)	Amount to Charity (Col. A – Col. D)	Percent to Charity (Col. E ÷ Col. A) ³			
Beach Cities Quilters Guild	278	23	23	-	278	100.00			
Belmont-Redwood Shores Public School Foundation	35,454	841	841	-	35,454	100.00			
Benita Bikes Danceart Inc	462	20	-	20	442	96.00			
Books Aloud Inc	5,052	2,445	-	2,445	2,607	52.00			
Boys & Girls Club of Auburn	947	-	-	-	947	100.00			
Boys & Girls Club of San Marcos	2,937	1,523	-	1,523	1,414	48.00			
Brethren Hillcrest Homes	6,665	612	-	612	6,053	91.00			
Buddhist Temple of Salinas	38,731	1,825	-	1,825	36,906	95.00			
Buddhist Temple of Salinas	40,906	1,825	-	1,825	39,081	96.00			
Buddhist Temple of Salinas	38,600	1,825	-	1,825	36,775	95.00			
Byron Delta Lions Club	2,334	60	-	60	2,274	97.00			
Cal Poly Foundation	956	52	-	52	710	93.00			
California Association for Family Child Care	964	-	-	-	956	100.00			
California Association for Family Child Care	964	-	-	-	964	100.00			
California Deer Association	54,885	2,450	-	2,450	52,435	96.00			
California Deer Association	17,210	961	-	961	16,249	94.00			
California Deer Association	12,141	647	-	647	11,494	95.00			
California Deer Association	30,610	1,157	-	1,157	29,453	96.00			
California Deer Association	9,455	646	-	646	8,809	93.00			
California Deer Association	51,866	1,689	-	1,689	50,177	97.00			
California Deer Association	16,030	747	-	747	15,283	95.00			
California Deer Association	10,040	292	-	292	9,748	97.00			
California Deer Association	16,727	1,019	-	1,019	15,708	94.00			
California Deer Association	47,361	2,311	-	2,311	45,050	95.00			
California Deer Association	94,180	2,804	-	2,804	91,376	97.00			
California Deer Association	54,321	171	-	171	54,150	100.00			
California Deer Association	22,000	-	-	-	22,000	100.00			
California Family Support Council	860	76	-	76	784	91.00			
California Symphony Orchestra	23,200	2,038	-	2,038	21,162	91.00			
Carpinteria Rotary Charitable Foundation, Inc	5,394	146	-	146	5,248	97.00			
Caspar Children's Garden	4,495	386	-	386	4,109	91.00			
Chi State Learning is for Everyone Foundation	656	12	-	12	644	98.00			
Child Abuse Prevention Center, Inc.									

¹City is shown after different organizations with same name.

²Contains expenses not paid from ticket sales.

³Total is the sum of the percentages for each raffle divided by number of raffles.

Table 1
2002 Reporting Year (July 1, 2001 – August 31, 2002)
(Grouped by Type of Organization Under Revenue and Taxation Code Section 23701)

Name of Organization*	(A)		(B)		(C)		(D)		(E)		(F)
	Gross Receipts From Ticket Sales	Total Raffle Expenses	Exp. Pd. From Other Sources **	Exp. Pd. From Ticket Sales (Col. B – Col. C)	Amount to Charity (Col. A – Col. D)	Percent to Charity (Col. E + Col. A)					
Children's Discovery Museum of the Desert	2,200	139	-	139	2,061	94.00					
Chinese Committee on Aging	1,966	-	-	-	1,966	100.00					
Chinese Committee on Aging	1,804	-	-	-	1,804	100.00					
Chinese Newcomers Service Center	24,035	455	-	455	23,580	98.00					
City of Hope	18,270	461	-	461	17,809	97.00					
City of Hope	292	-	-	-	292	100.00					
City of Hope - 500 Club	34,841	-	-	-	34,841	100.00					
City of Hope - Apparel Industries Chapter	4,385	401	-	401	3,984	91.00					
City of Hope - Construction Industries Alliance #1082	450	-	-	-	450	100.00					
City of Hope - Food Industries Circle Chapter #1081	118,813	27,847	-	27,847	90,966	77.00					
City of Hope - Food Industries Circle Chapter #1081	10,210	-	-	-	10,210	100.00					
City of Hope - PAC Chapter	1,326	-	-	-	1,326	100.00					
City of Hope - PAC Chapter	1,000	-	-	-	1,000	100.00					
City of Hope AIDS W LA Chapter	1,292	470	-	470	822	64.00					
City of Hope Dick Salter Chapter	11,103	-	-	-	11,103	100.00					
City of Hope Doughty-Lewis Memorial Chapter	680	51	-	51	629	92.00					
City of Hope Elsie Hirsch Chapter 0009	987	137	-	137	850	86.00					
City of Hope Mark Klass Too Chapter	799	-	-	-	799	100.00					
City of Hope N. California Food & Drug Council	1,376	-	-	-	1,376	100.00					
City of Hope San Bernardino Chapter 434	118	-	-	-	118	100.00					
City of Hope San Bernardino Chapter 434	182	-	-	-	182	100.00					
City of Hope San Bernardino Chapter 434	23	-	-	-	23	100.00					
City of Hope San Bernardino Chapter 434	70	-	-	-	70	100.00					
City of Hope San Bernardino Chapter 434	59	-	-	-	59	100.00					
City of Hope San Bernardino Chapter 434	95	-	-	-	95	100.00					
City of Hope San Bernardino Chapter 434	49	13	13	-	49	100.00					
City of Hope Women's Council of Greater LA	860	-	-	-	860	100.00					
College of the Redwoods Foundation	225	-	-	-	225	100.00					
College of the Redwoods Foundation	151	-	-	-	151	100.00					
College of the Redwoods Foundation	107	-	-	-	107	100.00					
College of the Redwoods Foundation	64	-	-	-	64	100.00					
Contra Costa Mineral & Gem Society	369	350	-	350	19	5.00					

*City is shown after different organizations with same name.

**Contains expenses not paid from ticket sales.

**Total is the sum of the percentages for each raffle divided by number of raffles.

Table 1
2002 Reporting Year (July 1, 2001 – August 31, 2002)
(Grouped by Type of Organization Under Revenue and Taxation Code Section 23701)

Name of Organization ¹	(A)		(B)		(C)		(D)		(E)		(F)
	Gross Receipts From Ticket Sales	Total Raffle Expenses	Exp. Pd. From Other Sources ²	Exp. Pd. From Ticket Sales (Col. B – Col. C)	Amount to Charity (Col. A – Col. D)	Percent to Charity (Col. E + Col. A) ³	Exp. Pd. From Other Sources ²	Exp. Pd. From Ticket Sales (Col. B – Col. C)	Amount to Charity (Col. A – Col. D)	Percent to Charity (Col. E + Col. A) ³	
Coulterville Fire Brigade	1,120	445	-	445	-	-	445	675	60.00		
Council of Orange County Society of St. Vincent de Paul	5,900	-	-	-	-	-	-	5,900	100.00		
Council of Orange County Society of St. Vincent de Paul	8,715	-	-	-	-	-	-	8,715	100.00		
Council of Orange County Society of St. Vincent de Paul	8,941	-	-	-	-	-	-	8,941	100.00		
Coyote Point Museum Auxiliary	18,028	2,341	-	2,341	-	-	2,341	15,687	87.00		
Coyote Point Museum Auxiliary	1,995	143	-	143	-	-	143	1,852	93.00		
Culver City Education Foundation	2,365	47	47	-	-	-	-	2,365	100.00		
Del Norte Association for Cultural Awareness (DNACA)	158	-	-	-	-	-	-	158	100.00		
Del Norte Association for Cultural Awareness (DNACA)	169	-	-	-	-	-	-	169	100.00		
Del Norte Association for Cultural Awareness (DNACA)	180	-	-	-	-	-	-	180	100.00		
Del Norte Association for Cultural Awareness (DNACA)	133	7	-	7	-	-	7	126	95.00		
Del Norte Association for Cultural Awareness (DNACA)	168	-	-	-	-	-	-	168	100.00		
Delta Kappa Gamma (Beta Omicron)	1,565	26	-	26	-	-	26	1,539	98.00		
Delta Kappa Gamma Chi State Area VII	240	-	-	-	-	-	-	240	100.00		
Delta Kappa Gamma Chi State Iota Tau Chapter	492	-	-	-	-	-	-	492	100.00		
Delta Kappa Gamma Chi State Iota Tau Chapter	38	-	-	-	-	-	-	38	100.00		
Delta Kappa Gamma Chi State Iota Tau Chapter	91	-	-	-	-	-	-	91	100.00		
Delta Kappa Gamma Chi State Iota Tau Chapter	65	-	-	-	-	-	-	65	100.00		
Delta Kappa Gamma Society, Tau Chapter	78	-	-	-	-	-	-	78	100.00		
Delta Kappa Gamma Society, Tau Chapter	44	-	-	-	-	-	-	44	100.00		
Diablo Regional Arts Association	4,915	-	-	-	-	-	-	4,915	100.00		
Didion School Forum PTA	700	-	-	-	-	-	-	700	100.00		
Discovery Science Center of Orange County	2,870	50	-	50	-	-	50	2,820	98.00		
Dixon Game Conservation Club	3,985	1,331	-	1,331	-	-	1,331	2,654	67.00		
Dixon Sober Grad Night	1,700	-	-	-	-	-	-	1,700	100.00		
Don Diego Memorial Scholarship Fund	29,705	27,796	-	27,796	-	-	27,796	1,909	6.00		
Fallbrook Gem & Mineral Society, Inc.	51	-	-	-	-	-	-	51	100.00		
Fallbrook Gem & Mineral Society, Inc.	95	-	-	-	-	-	-	95	100.00		
Fallbrook Gem & Mineral Society, Inc.	77	-	-	-	-	-	-	77	100.00		
Fallbrook Gem & Mineral Society, Inc.	50	-	-	-	-	-	-	50	100.00		
Fallbrook Gem & Mineral Society, Inc.	36	-	-	-	-	-	-	36	100.00		
Fallbrook Gem & Mineral Society, Inc.	44	-	-	-	-	-	-	44	100.00		

¹City is shown after different organizations with same name.

²Contains expenses not paid from ticket sales.

³Total is the sum of the percentages for each raffle divided by number of raffles.

Table 1
2002 Reporting Year (July 1, 2001 – August 31, 2002)
(Grouped by Type of Organization Under Revenue and Taxation Code Section 23701)

Name of Organization ¹	(A)		(B)		(C)		(D)	(E)	(F)
	Gross Receipts From Ticket Sales	Total Raffle Expenses	Exp. Pd. From Other Sources ²	Exp. Pd. From Ticket Sales	(Col. A – Col. D)	(Col. E + Col. A) ³	Amount to Charity	Percent to Charity	
Failbrook Gem & Mineral Society, Inc.	46	-	-	-	-	46	-	100.00	
Failbrook Gem & Mineral Society, Inc.	30	-	-	-	-	30	-	100.00	
Failbrook Gem & Mineral Society, Inc.	48	-	-	-	-	48	-	100.00	
Failbrook Gem & Mineral Society, Inc.	1,176	278	-	-	278	898	-	76.00	
Failbrook Village Rotary Club Foundation	60,900	26,921	6,500	-	20,421	40,479	-	66.00	
Family Bridges Inc	835	-	-	-	-	835	-	100.00	
Family Bridges Inc	11,390	801	-	-	801	10,589	-	93.00	
Family Bridges Inc	20,688	823	-	-	823	19,865	-	96.00	
Folsom Historical Society	958	-	-	-	-	958	-	100.00	
Folsom Historical Society	1,200	400	-	-	400	800	-	67.00	
Folsom Historical Society	845	189	-	-	189	656	-	78.00	
Fontana Days Fair Boosters Association	13,570	130	-	-	130	13,440	-	99.00	
Food Bank of Contra Costa and Solano	7,850	134	-	-	134	7,716	-	98.00	
Foothill Family Service	14	-	-	-	-	14	-	100.00	
Fossils For Fun Society, Inc.	11	-	-	-	-	11	-	100.00	
Fossils For Fun Society, Inc.	13	-	-	-	-	13	-	100.00	
Fossils For Fun Society, Inc.	21	-	-	-	-	21	-	100.00	
Fossils For Fun Society, Inc.	5	-	-	-	-	5	-	100.00	
Fossils For Fun Society, Inc.	12	-	-	-	-	12	-	100.00	
Fossils For Fun Society, Inc.	448	-	-	-	-	448	-	100.00	
Franklin Elementary School PTA	14,500	12,289	8,726	-	3,563	10,937	-	75.00	
Fremont Symphony Orchestra	8,698	1,437	1,358	-	79	8,619	-	99.00	
Fresno Metropolitan Museum of Art, History and Science	6,257	-	-	-	-	6,257	-	100.00	
Fresno Zoological Society	184	-	-	-	-	184	-	100.00	
Fresno Zoological Society	630	-	-	-	-	630	-	100.00	
Globe Theatres	8,285	102	-	-	102	8,183	-	99.00	
Globe Theatres	925	-	-	-	-	925	-	100.00	
Globe Theatres	155	20	-	-	20	135	-	87.00	
Golden Empire Humane Society	5,246	-	-	-	-	5,246	-	100.00	
Golden View Elementary PTA	2,584	1,365	1,365	-	-	2,584	-	100.00	
Grand Terrace Lions Club	46,540	29,897	29,000	-	897	45,643	-	98.00	
Guardsmen	37,300	25,615	-	-	25,615	11,685	-	31.00	
Habitat for Humanity - Los Angeles	88,500	48,582	-	-	48,582	39,918	-	45.00	
Habitat for Humanity of Orange County									

¹City is shown after different organizations with same name.

²Contains expenses not paid from ticket sales.

³Total is the sum of the percentages for each raffle divided by number of raffles.

Table 1
2002 Reporting Year (July 1, 2001 – August 31, 2002)
(Grouped by Type of Organization Under Revenue and Taxation Code Section 23701)

Name of Organization ¹ or animals organizations)	(A)		(B)		(C)		(D)		(E)		(F)
	Gross Receipts From Ticket Sales	Total Raffle Expenses	Exp. Pd. From Other Sources ²	Exp. Pd. From Ticket Sales	Exp. Pd. From Other Sources ²	Exp. Pd. From Ticket Sales	Amount to Charity (Col. A – Col. D)	Amount to Charity (Col. A – Col. C)	Percent to Charity (Col. E ÷ Col. A) ³		
Habitat for Humanity Shasta Cascade	250,000	160,745	135,745	25,000	225,000	90.00					
Hangtown Optimist	543	65	-	65	478	88.00					
Harry Bridges Institute for International Education & Organization	2,582	351	-	351	2,231	86.00					
Heart of the Redwoods Community Hospice	9,841	5,574	-	5,574	4,267	43.00					
Highland Ranch Elementary School PTA	3,812	175	-	175	3,637	95.00					
Hikaari No Gakko	1,302	300	300	-	1,302	100.00					
Hip Wah School	3,089	149	-	149	2,940	95.00					
Hospice of Napa Valley, Inc.	2,029	-	-	-	2,029	100.00					
Housing Industry Foundation	8,800	8,000	8,000	-	8,800	100.00					
Humboldt County Historical Society	750	-	-	-	750	100.00					
Ink People, Inc.	339	32	-	32	307	91.00					
Ink People, Inc.	103	-	-	-	103	100.00					
Ink People, Inc.	611	-	-	-	611	100.00					
Ink People, Inc.	9,775	1,351	-	1,351	8,424	86.00					
Junior Achievement of Santa Clara County	3,285	10	-	10	3,275	100.00					
Junior League of Napa & Sonoma	1,050	-	-	-	1,050	100.00					
Junior League of Napa & Sonoma	860	-	-	-	860	100.00					
Junior League of Napa & Sonoma	16,800	129	-	129	16,671	99.00					
Junior League of Napa & Sonoma	640	-	-	-	640	100.00					
Junior League of Palo Alto-Mid Peninsula	3,650	600	-	600	3,050	84.00					
Junior League of Palo Alto-Mid Peninsula	7,942	2,000	-	2,000	5,942	75.00					
Junior League of San Francisco	14,800	5,080	-	5,080	9,720	66.00					
Junior League of San Francisco	10,482	-	-	-	10,482	100.00					
Jurupa Junior All American Football	7,166	1,972	-	1,972	5,194	72.00					
Kaweah Delta Foundation	5,976	168	168	-	5,976	100.00					
Kentfield Schools Foundation	19,933	8,710	8,710	-	19,933	100.00					
Kern Valley River Council	3,200	700	-	700	2,500	78.00					
La Canada Flintridge Educational Foundation	37,500	20,000	20,000	-	37,500	100.00					
La Mesa Historical Society Museum	1,054	89	-	89	965	92.00					
La Mesa Historical Society Museum	1,299	244	-	244	1,055	81.00					
Lafayette Elementary PTA	1,160	-	-	-	1,160	100.00					
Las Aletas Auxiliary	3,000	-	-	-	3,000	100.00					

¹City is shown after different organizations with same name.

²Contains expenses not paid from ticket sales.

³Total is the sum of the percentages for each raffle divided by number of raffles.

Table 1
2002 Reporting Year (July 1, 2001 – August 31, 2002)
(Grouped by Type of Organization Under Revenue and Taxation Code Section 23701)

Name of Organization ¹	(A)		(B)		(C)		(D)		(E)		(F)
	Gross Receipts From Ticket Sales	Total Raffle Expenses	Exp. Pd. From Other Sources ²	Exp. Pd. From Ticket Sales	(Col. B – Col. C)	(Col. A – Col. D)	Amount to Charity	Percent to Charity (Col. E + Col. A) ³			
Lions In Sight of California and Nevada	11,400	4,090	2,950	1,140	10,260	90.00					
Little Company of Mary Hospital Foundation	9,900	473	-	473	9,427	95.00					
Lively Arts Foundation	500	350	-	350	150	30.00					
Livermore Valley Lithophiles	504	169	-	169	335	66.00					
Lodi Adopt A Child	1,550	2,200	2,050	150	1,400	90.00					
Lodi Adopt A Child	54	100	100	-	54	100.00					
Lodi Adopt A Child	244	100	100	-	244	100.00					
Lodi Adopt A Child	2,156	75	75	-	2,156	100.00					
Long Beach Bar Foundation	251	-	-	-	251	100.00					
Long Beach Symphony Orchestra	93,770	9,093	9,093	-	93,770	100.00					
Los Angeles Philharmonic Assn	1,940	46	-	46	1,894	98.00					
Making Headway, Inc.	180	18	-	18	162	90.00					
Mammoth Lakes Foundation	58,125	29,275	-	29,275	28,850	50.00					
Marin Interfaith Outreach	2,223	437	-	437	1,786	80.00					
Matrix Parent Network & Resource Center	11,050	9,190	8,500	690	10,360	94.00					
Maturango Museum of the Indian Wells Valley	387	20	-	20	367	95.00					
Maturango Museum of the Indian Wells Valley	628	-	-	-	628	100.00					
Mendocino Cancer Resource Center	27,190	6,019	3,520	2,499	24,691	91.00					
Mendocino Coast Gem & Mineral Society	16	-	-	-	16	100.00					
Mendocino Coast Gem & Mineral Society	20	-	-	-	20	100.00					
Mendocino Coast Gem & Mineral Society	17	-	-	-	17	100.00					
Mendocino Coast Gem & Mineral Society	25	-	-	-	25	100.00					
Mendocino Coast Gem & Mineral Society	12	-	-	-	12	100.00					
Mendocino Coast Gem & Mineral Society	22	-	-	-	22	100.00					
Mendocino Coast Gem & Mineral Society	211	-	-	-	211	100.00					
Mendocino Coast Gem & Mineral Society	62	-	-	-	62	100.00					
Mendocino Coast Gem & Mineral Society	661	184	-	184	477	72.00					
Mendocino Coast Gem & Mineral Society	33	-	-	-	33	100.00					
Mendocino Coast Gem & Mineral Society	31	-	-	-	31	100.00					
Mendocino Coast Gem & Mineral Society	33	-	-	-	33	100.00					
Mendocino Coast Hospital Foundation	24,601	4,452	-	4,452	20,149	82.00					
Menlo Park Atherton Education Foundation	16,372	3,863	2,500	1,363	15,009	92.00					
Middletown Senior Citizens, Inc.	248	-	-	-	248	100.00					

¹City is shown after different organizations with same name.

²Contains expenses not paid from ticket sales.

³Total is the sum of the percentages for each raffle divided by number of raffles.

Table 1
2002 Reporting Year (July 1, 2001 – August 31, 2002)
(Grouped by Type of Organization Under Revenue and Taxation Code Section 23701)

Revenue and Taxation Code Section 23701d (religious, charitable, scientific, testing for public safety, literary, educational, amateur sports or prevention of cruelty to children or animals organizations)	(A)		(B)		(C)		(D)		(E)		(F)
	Gross Receipts From Ticket Sales	Total Raffle Expenses	Exp. Pd. From Other Sources ²	Exp. Pd. From Ticket Sales (Col. B – Col. C)	Amount to Charity (Col. A – Col. D)	Percent to Charity (Col. E ÷ Col. A) ³					
Monterey County Cattlemen's Association	9,540	104	-	104	9,436	99.00					
Monterey County Family Child Care Association	56	48	-	48	8	14.00					
Monterey Peninsula Quilters Guild	136	-	-	-	136	100.00					
Monterey Peninsula Quilters Guild	159	-	-	-	159	100.00					
Monterey Peninsula Quilters Guild	8,110	1,231	-	1,231	6,879	85.00					
Monterey Peninsula Quilters Guild	172	-	-	-	172	100.00					
Monterey Peninsula Quilters Guild	124	-	-	-	124	100.00					
Monterey Peninsula Quilters Guild	247	-	-	-	247	100.00					
Monterey Peninsula Quilters Guild	1,520	-	-	-	1,520	100.00					
Monterey Peninsula Quilters Guild	150	-	-	-	150	100.00					
Monterey Peninsula Quilters Guild	213	-	-	-	213	100.00					
Monterey Peninsula Quilters Guild	180	-	-	-	180	100.00					
Monterey Peninsula Quilters Guild	132	-	-	-	132	100.00					
Monterey Peninsula Quilters Guild	145	-	-	-	145	100.00					
Mountain Play Association	13,522	1,440	1,440	-	13,522	100.00					
Music in Schools Today	3,000	500	-	500	2,500	83.00					
Music in the Mountains	3,041	1,734	-	1,734	1,307	43.00					
National Association for Equal Justice in America	143	50	-	50	93	65.00					
National Charity League Juniors	3,226	1,511	-	1,511	1,715	53.00					
National Charity League San Diego Chapter	2,495	749	-	749	1,746	70.00					
National Heritage Foundation	244	300	66	234	10	4.00					
Natividad Medical Foundation	39,100	873	-	873	38,227	98.00					
NCRSO INC	2,976	20	-	20	2,956	99.00					
Neil A. Armstrong School FOCUS Program	245	-	-	-	245	100.00					
North Coast Clinics Network	35,988	4,379	2,285	2,094	33,894	94.00					
North Coast Interpretive Association	6,821	2,185	-	2,185	4,636	68.00					
North Orange County Gem and Mineral Society, Inc.	45	4	-	4	41	91.00					
North Orange County Gem and Mineral Society, Inc.	34	3	-	3	31	91.00					
North Orange County Gem and Mineral Society, Inc.	34	3	-	3	31	91.00					
North Orange County Gem and Mineral Society, Inc.	38	12	-	12	26	68.00					
North Orange County Gem and Mineral Society, Inc.	31	2	-	2	29	94.00					
North Orange County Gem and Mineral Society, Inc.	32	3	-	3	29	91.00					
North Orange County Gem and Mineral Society, Inc.	709	65	-	65	644	91.00					

¹City is shown after different organizations with same name.

²Contains expenses not paid from ticket sales.

³Total is the sum of the percentages for each raffle divided by number of raffles.

Table 1
2002 Reporting Year (July 1, 2001 – August 31, 2002)
(Grouped by Type of Organization Under Revenue and Taxation Code Section 23701)

Name of Organization ¹	(A)		(B)		(C)		(D)		(E)		(F)
	Gross Receipts From Ticket Sales	Total Raffle Expenses	Exp. Pd. From Other Sources ²	Exp. Pd. From Ticket Sales (Col. B – Col. C)	Amount to Charity (Col. A – Col. D)	Percent to Charity (Col. E ÷ Col. A) ³					
Northcoast Children's Services	12,021	753	-	753	11,268	94.00					
Northern Mariposa County History Center	38	-	-	-	38	100.00					
Northern Mariposa County History Center	87	-	-	-	87	100.00					
Northern Mariposa County History Center	29	-	-	-	29	100.00					
Northern Mariposa County History Center	116	-	-	-	116	100.00					
Northern Mariposa County History Center	31	-	-	-	31	100.00					
Northern Mariposa County History Center	179	-	-	-	179	100.00					
Northern Mariposa County History Center	189	-	-	-	189	100.00					
Northern Mariposa County History Center	123	-	-	-	123	100.00					
Northern Mariposa County History Center	84	-	-	-	84	100.00					
Northern Mariposa County History Center	104	-	-	-	104	100.00					
Northern Mariposa County History Center	168	-	-	-	168	100.00					
Northern Mariposa County History Center	42	-	-	-	42	100.00					
Northern Mariposa County History Center	45	-	-	-	45	100.00					
Northern Mariposa County History Center	116	-	-	-	116	100.00					
Northern Mariposa County History Center	1,024	-	-	-	1,024	100.00					
Northern Mariposa County History Center	55	-	-	-	55	100.00					
Northern Mariposa County History Center	50	-	-	-	50	100.00					
Novato Theater Restoration Committee	668	42	-	42	626	94.00					
Novato Theater Restoration Committee	183	90	-	90	93	51.00					
Olive School PTA	1,111	-	-	-	1,111	100.00					
Orange Belt Mineralogical Society Inc.	1,293	142	-	142	1,151	89.00					
Orangewood Children's Foundation	1,495	50	-	50	1,445	97.00					
Orangewood Children's Foundation	25,475	200	-	200	25,275	99.00					
Orangewood Children's Foundation	31,400	170	-	170	31,230	99.00					
Orangewood Children's Foundation	470	50	-	50	420	89.00					
Orangewood Children's Foundation	3,320	50	-	50	3,270	98.00					
Oxnard Gem & Mineral Society	846	597	-	597	249	29.00					
Pacific Boychoir Academy	8,445	1,375	-	1,375	7,070	84.00					
Paradise Gem and Mineral Club	39	-	-	-	39	100.00					
Paradise Gem and Mineral Club	1,546	588	-	588	958	62.00					
Paradise Gem and Mineral Club	42	-	-	-	42	100.00					

¹City is shown after different organizations with same name.

²Contains expenses not paid from ticket sales.

³Total is the sum of the percentages for each raffle divided by number of raffles.

Table 1
2002 Reporting Year (July 1, 2001 – August 31, 2002)
(Grouped by Type of Organization Under Revenue and Taxation Code Section 23701)

Name of Organization ¹	(A)		(B)		(C)		(D)	(E)	(F)
	Gross Receipts From Ticket Sales	Total Raffle Expenses	Exp. Pd. From Other Sources ²	Exp. Pd. From Ticket Sales	(Col. B – Col. C)	(Col. A – Col. D)	Amount to Charity	Percent to Charity	
Paradise Gem and Mineral Club	29	-	-	-	-	29	-	100.00	
Paradise Gem and Mineral Club	11	-	-	-	-	11	-	100.00	
Paradise Gem and Mineral Club	14	-	-	-	-	14	-	100.00	
Paradise Gem and Mineral Club	30	-	-	-	-	30	-	100.00	
Paradise Gem and Mineral Club	22	-	-	-	-	22	-	100.00	
Paradise Gem and Mineral Club	33	-	-	-	-	33	-	100.00	
Paradise Gem and Mineral Club	22	-	-	-	-	22	-	100.00	
Paradise Gem and Mineral Club	32	-	-	-	-	32	-	100.00	
Paradise Gem and Mineral Club	50	-	-	-	-	50	-	100.00	
Paradise Gem and Mineral Club	43	-	-	-	-	43	-	100.00	
Paradise Gem and Mineral Club	43	-	-	-	-	43	-	100.00	
Paradise Gem and Mineral Club	24	-	-	-	-	24	-	100.00	
Paradise Gem and Mineral Club	17	-	-	-	-	17	-	100.00	
Paradise Gem and Mineral Club	13	-	-	-	-	13	-	100.00	
Paradise Gem and Mineral Club	29	-	-	-	-	29	-	100.00	
Paradise Gem and Mineral Club	17	11	-	-	11	6	1,626	35.00	
Parrot Education & Adoption Center	1,626	-	-	-	-	-	1,626	100.00	
Pegasus Riding Academy for the Handicapped	705	-	-	-	-	-	705	100.00	
Peninsula Education Foundation	9,310	875	-	-	875	8,435	8,435	91.00	
Peninsula Education Foundation	35,000	4,250	-	-	4,250	30,750	30,750	88.00	
Peninsula Youth Theatre	246	-	-	-	-	246	-	100.00	
Peninsula Youth Theatre	238	-	-	-	-	238	-	100.00	
Petaluma Boys & Girls Club	1,780	800	-	-	800	980	980	55.00	
Polish University Club of Los Angeles	1,105	101	-	-	101	1,004	1,004	91.00	
Pomona Valley Habitat for Humanity	3,288	-	-	-	-	3,288	3,288	100.00	
Pro Youth	1,775	250	250	-	-	1,775	1,775	100.00	
Project Angel Food	63,630	2,776	-	-	2,776	60,854	60,854	96.00	
Pueblo Vista Traditional PTA	1,081	240	-	-	240	841	841	78.00	
Puente Hills Gem & Mineral Club, Inc.	21	-	-	-	-	21	-	100.00	
Puente Hills Gem & Mineral Club, Inc.	23	-	-	-	-	23	-	100.00	
Puente Hills Gem & Mineral Club, Inc.	578	26	-	-	26	552	552	96.00	
Puente Hills Gem & Mineral Club, Inc.	21	-	-	-	-	21	-	100.00	

¹City is shown after different organizations with same name.

²Contains expenses not paid from ticket sales.

³Total is the sum of the percentages for each raffle divided by number of raffles.

Table 1
2002 Reporting Year (July 1, 2001 – August 31, 2002)
(Grouped by Type of Organization Under Revenue and Taxation Code Section 23701)

Name of Organization ¹	(A)		(B)		(C)		(D)	(E)	(F)
	Gross Receipts From Ticket Sales	Total Raffle Expenses	Exp. Pd. From Other Sources ²	Exp. Pd. From Ticket Sales (Col. B – Col. C)	Amount to Charity (Col. A – Col. D)	Percent to Charity (Col. E ÷ Col. A) ³			
Puente Hills Gem & Mineral Club, Inc.	25	-	-	-	25	100.00			
Puente Hills Gem & Mineral Club, Inc.	21	-	-	-	21	100.00			
Puente Hills Gem & Mineral Club, Inc.	22	-	-	-	22	100.00			
Puente Hills Gem & Mineral Club, Inc.	18	-	-	-	18	100.00			
Rainbow Children's Center: A Fund of Solano Community Fdn.	850	-	-	-	850	100.00			
Redwood Coast Seniors	307	70	39	31	276	90.00			
Redwood Tole Folk	1,968	137	-	137	1,831	93.00			
Ripon Quarterback Club, Inc.	3,653	797	-	797	2,856	78.00			
Ripon Quarterback Club, Inc.	3,250	742	-	742	2,508	77.00			
Ronald McDonald House at Stanford	201,600	20,048	20,000	48	201,552	100.00			
Rotary Club of Del Mar Foundation Trust	28,503	26,634	26,634	-	28,503	100.00			
Salinas High School Booster Club	22,100	16,983	-	16,983	5,117	23.00			
San Diego County Reserve Commanders Association	3,226	519	-	519	2,707	84.00			
San Francisco Aeronautical Society	2,665	255	-	255	2,410	90.00			
San Francisco Gem & Mineral Society	3,543	470	-	470	3,073	87.00			
San Francisco Gem & Mineral Society	50	-	-	-	50	100.00			
San Francisco Gem & Mineral Society	30	-	-	-	30	100.00			
San Francisco Gem & Mineral Society	63	-	-	-	63	100.00			
San Francisco Gem & Mineral Society	74	-	-	-	74	100.00			
San Francisco Gem & Mineral Society	55	-	-	-	55	100.00			
San Francisco Gem & Mineral Society	48	-	-	-	48	100.00			
San Francisco Gem & Mineral Society	42	-	-	-	42	100.00			
San Francisco Gem & Mineral Society	3,772	-	-	-	3,772	100.00			
San Francisco Gem & Mineral Society	3,770	-	-	-	3,770	100.00			
San Geronimo Wilderness Association	166	-	-	-	166	100.00			
San Jose Police Activities League	1,735	-	-	-	1,735	100.00			
San Jose Police Activities League	80	-	-	-	80	100.00			
San Mateo County Historical Association	10,759	1,428	-	1,428	9,331	87.00			
Santa Barbara Chamber Orchestra	36,300	26,000	19,000	7,000	29,300	81.00			
Santa Barbara Children's Chorus	3,986	140	140	-	3,986	100.00			
Santa Barbara Zoological Foundation	21,650	8,660	-	8,660	12,990	60.00			
Santa Clara Valley Gem & Mineral Society	25	-	-	-	25	100.00			

¹City is shown after different organizations with same name.
²Contains expenses not paid from ticket sales.
³Total is the sum of the percentages for each raffle divided by number of raffles.

Table 1
2002 Reporting Year (July 1, 2001 – August 31, 2002)
(Grouped by Type of Organization Under Revenue and Taxation Code Section 23701)

Name of Organization ¹	(A)		(B)		(C)		(D)	(E)	(F)
	Gross Receipts From Ticket Sales	Total Raffle Expenses	Exp. Pd. From Other Sources ²	Exp. Pd. From Ticket Sales (Col. B – Col. C)	Amount to Charity (Col. A – Col. D)	Percent to Charity (Col. E + Col. A) ³			
Santa Clara Valley Gem & Mineral Society	25	-	-	-	25	100.00			
Santa Clara Valley Gem & Mineral Society	798	100	-	100	698	87.00			
Santa Clara Valley Youth Orchestra	1,985	-	-	-	1,985	100.00			
Santa Rosa Mineral & Gem Society	182	-	-	-	182	100.00			
Santa Ynez Valley Chorale	934	100	-	100	834	89.00			
Second Harvest Food Bank of Santa Clara & San Mateo Counties	6,413	445	445	-	6,413	100.00			
Shelter Against Violent Environments	6,143	1,050	-	1,050	5,093	83.00			
Shelter Against Violent Environments	960	-	-	-	960	100.00			
Shelter Against Violent Environments	7,054	1,048	-	1,048	6,006	85.00			
Shingletown Community Center Corp	1,365	63	-	63	1,302	95.00			
Shoal Creek Elementary PTA	985	124	-	124	861	87.00			
Shoal Creek Elementary School Educational Foundation	2,380	1,300	-	1,300	1,080	45.00			
Soledad Community Mission Fiesta, Inc.	2,912	-	-	-	2,912	100.00			
Soledad Community Mission Fiesta, Inc.	1,327	-	-	-	1,327	100.00			
Solvang Heritage Associates	180	-	-	-	180	100.00			
Solvang Heritage Associates	1,722	-	-	-	1,722	100.00			
Sonoma Country Day Parents, Inc.	10,400	-	-	-	10,400	100.00			
Soroptimist International of Eureka, Inc.	595	40	-	40	555	93.00			
Soroptimist International of Santa Rosa	1,028	-	-	-	1,028	100.00			
Soroptimist International of Susanville	503	3	3	-	503	100.00			
Soroptimist International of Winters	254	-	-	-	254	100.00			
South Coast Symphony	1,005	-	-	-	1,005	100.00			
South Coast Symphony	458	-	-	-	458	100.00			
St. Joseph's Salesian Youth Renewal Center	9,135	500	-	500	8,635	95.00			
Stockton Lapidary & Mineral Club	951	186	-	186	765	80.00			
Stockton Symphony Association, Inc.	2,650	-	-	-	2,650	100.00			
Straight Way Incorporated	1,437	556	-	556	881	61.00			
Susan Komen Breast Cancer Foundation	398,929	50	-	50	398,879	100.00			
Sutter Auburn Faith Hospital Foundation	10,000	3,604	2,900	704	9,296	93.00			
Tassajara Symphony Orchestra Inc	300	-	-	-	300	100.00			
Tassajara Symphony Orchestra Inc	300	-	-	-	300	100.00			
Taylor Family Foundation, Inc. (The)	27,000	-	-	-	27,000	100.00			

¹City is shown after different organizations with same name.

²Contains expenses not paid from ticket sales.

³Total is the sum of the percentages for each raffle divided by number of raffles.

Table 1
2002 Reporting Year (July 1, 2001 – August 31, 2002)
(Grouped by Type of Organization Under Revenue and Taxation Code Section 23701)

Name of Organization ¹	(A)		(B)		(C)		(D)		(E)		(F)
	Gross Receipts From Ticket Sales	Total Raffle Expenses	Exp. Pd. From Other Sources ²	Exp. Pd. From Ticket Sales (Col. B – Col. C)	Amount to Charity (Col. A – Col. D)	Percent to Charity (Col. E ÷ Col. A) ³					
Tierra Buena Elementary PTA	4,882	201	-	201	4,681	96.00					
Toro Baseball Inc	21,000	18,000	640	17,360	3,640	17.00					
Torrey Pines High School Foundation	9,405	400	-	400	9,005	96.00					
UFCW Local 770 Icaza Foundation	21,105	27,860	6,755	21,105	-	0.00					
United Cerebral Palsy of Orange County	38,137	24,715	24,715	-	38,137	100.00					
United Cerebral Palsy of San Francisco	7,000	450	-	450	6,550	94.00					
Vacaville Museum	2,910	163	-	163	2,747	94.00					
Vacaville Quarterback Club, Inc.	30,000	-	-	-	30,000	100.00					
Valley Committee for the LA Philharmonic	3,135	58	-	58	3,077	98.00					
Valley Gems	56	-	-	-	56	100.00					
Valley Gems	52	-	-	-	52	100.00					
Valley Juniors for the Los Angeles Philharmonic	2,310	150	-	150	2,160	94.00					
Vector Health Programs, Inc.	1,660	95	-	95	1,565	94.00					
Ventura Gem & Mineral Society, Inc.	705	70	-	70	635	90.00					
Vista Community Clinic	960	-	-	-	960	100.00					
Visual Aid: Artists for Aids Relief	2,316	-	-	-	2,316	100.00					
Visual Aid: Artists for Aids Relief	749	-	-	-	749	100.00					
Washington Middle School Band Boosters	341	300	-	300	41	12.00					
Washington Middle School Band Boosters	175	300	125	175	-	0.00					
Washington Middle School Band Boosters	115	200	85	115	-	0.00					
Washington Middle School Band Boosters	177	200	83	117	60	34.00					
Washington Middle School Band Boosters	176	3,000	2,824	176	-	0.00					
Washington Middle School Band Boosters	209	300	91	209	-	0.00					
Washington Middle School Band Boosters	241	200	-	200	41	17.00					
Washington Middle School Band Boosters	290	200	-	200	90	31.00					
Washington Middle School Band Boosters	282	500	218	282	-	0.00					
Washington Middle School Band Boosters	244	200	-	200	44	18.00					
Washington Middle School Band Boosters	204	250	46	204	-	0.00					
Washington Middle School Band Boosters	401	200	-	200	201	50.00					
Washington Middle School Band Boosters	358	2,700	2,342	358	-	0.00					
Washington Middle School Band Boosters	242	200	-	200	42	17.00					
Washington Middle School Band Boosters	169	200	31	169	-	0.00					

¹City is shown after different organizations with same name.

²Contains expenses not paid from ticket sales.

³Total is the sum of the percentages for each raffle divided by number of raffles.

Table 1
2002 Reporting Year (July 1, 2001 – August 31, 2002)
(Grouped by Type of Organization Under Revenue and Taxation Code Section 23701)

Name of Organization ¹	(A)		(B)		(C)		(D)		(E)		(F)
	Gross Receipts From Ticket Sales	Total Raffle Expenses	Exp. Pd. From Other Sources ²	Exp. Pd. From Ticket Sales (Col. B – Col. C)	Amount to Charity (Col. A – Col. D)	Percent to Charity (Col. E ÷ Col. A) ³					
Washington Middle School Band Boosters	213	300	87	213	-	0.00					
Washington Middle School Band Boosters	222	500	278	222	-	0.00					
Washington Middle School Band Boosters	326	300	-	300	26	8.00					
Washington Middle School Band Boosters	185	600	415	185	-	0.00					
Washington Middle School Band Boosters	513	200	-	200	313	61.00					
Washington Middle School Band Boosters	240	200	-	200	40	17.00					
Washington Middle School Band Boosters	364	300	-	300	64	18.00					
Washington Middle School Band Boosters	313	300	-	300	13	4.00					
Washington Middle School Band Boosters	332	200	-	200	132	40.00					
Washington Middle School Band Boosters	201	200	1	199	2	1.00					
Washington Middle School Band Boosters	337	200	-	200	137	41.00					
Washington Middle School Band Boosters	193	200	7	193	-	0.00					
Washington Middle School Band Boosters	399	200	-	200	199	50.00					
Washington Middle School Band Boosters	323	200	-	200	123	38.00					
Washington Middle School Band Boosters	15,000	5,000	-	5,000	10,000	67.00					
Weingart Center Association, Inc.	9,930	1,860	1,860	-	9,930	100.00					
Westside Family Health Center	10,200	50	-	50	10,150	100.00					
Widows, Orphans and Disabled Firemen's Fund	4,610	-	-	-	4,610	100.00					
Widows, Orphans and Disabled Firemen's Fund	9,594	-	-	-	9,594	100.00					
Windy Acres For Preschoolers	2,890	193	-	193	2,697	93.00					
Womens Recovery Association of SMC	684	-	-	-	684	100.00					
Woodland Hills Rock Chippers, Inc.	37	10	10	-	37	100.00					
Woodland Hills Rock Chippers, Inc.	46	10	10	-	46	100.00					
Woodland Hills Rock Chippers, Inc.	44	10	10	-	44	100.00					
Woodland Hills Rock Chippers, Inc.	37	10	10	-	37	100.00					
Woodland Hills Rock Chippers, Inc.	40	10	10	-	40	100.00					
Woodland Hills Rock Chippers, Inc.	59	10	10	-	59	100.00					
Woodland Hills Rock Chippers, Inc.	42	10	10	-	42	100.00					
Woodland Hills Rock Chippers, Inc.	1,047	82	82	-	1,047	100.00					
Woodland Hills Rock Chippers, Inc.	513	10	-	10	503	98.00					
Yorba Linda Historical Museum & Heritage Museum - Quilt Daze	2,820	720	-	720	2,100	74.00					
Zoological Society of San Diego	13,280	1,071	-	1,071	12,209	92.00					
Totals for 440 Raffles	\$ 3,553,827	\$ 786,913	\$ 363,817	\$ 423,096	\$ 3,130,731	86.98					

¹City is shown after different organizations with same name.

²Contains expenses not paid from ticket sales.

³Total is the sum of the percentages for each raffle divided by number of raffles.

Table 1
2002 Reporting Year (July 1, 2001 – August 31, 2002)
(Grouped by Type of Organization Under Revenue and Taxation Code Section 23701)

Name of Organization ¹	(A)		(B)		(C)		(D)		(E)		(F)
	Gross Receipts From Ticket Sales	Total Raffle Expenses	Exp. Pd. From Other Sources ²	Exp. Pd. From Ticket Sales	Exp. Pd. From Ticket Sales (Col. B – Col. C)	Amount to Charity (Col. A – Col. D)	Percent to Charity (Col. E + Col. A) ³				
American Society of Women Accountants - Los Angeles Chapter	282	25	-	-	25	257	91.00				
American Society of Women Accountants - Los Angeles Chapter	55	-	-	-	-	55	100.00				
Antitoch Chamber of Commerce	1,790	100	100	-	-	1,790	100.00				
Arcata Chamber of Commerce	160	-	-	-	-	160	100.00				
Arcata Chamber of Commerce	198	-	-	-	-	198	100.00				
Arcata Chamber of Commerce	150	-	-	-	-	150	100.00				
Arcata Chamber of Commerce	174	-	-	-	-	174	100.00				
Arcata Chamber of Commerce	91	-	-	-	-	91	100.00				
Arcata Chamber of Commerce	504	-	-	-	-	504	100.00				
Arcata Chamber of Commerce	165	-	-	-	-	165	100.00				
Arcata Chamber of Commerce	10	-	-	-	-	10	100.00				
Beta Phi Chapter	15	-	-	-	-	15	100.00				
Beta Phi Chapter	15	-	-	-	-	15	100.00				
Beta Phi Chapter	21	-	-	-	-	21	100.00				
Beta Phi Chapter	10	-	-	-	-	10	100.00				
Beta Phi Chapter	22	-	-	-	-	22	100.00				
Beta Phi Chapter	11	-	-	-	-	11	100.00				
Bonita Business & Professional Association, Inc.	1,996	1,180	-	-	1,180	816	41.00				
Chico Chamber of Commerce	2,174	-	-	-	-	2,174	100.00				
Costa Mesa Chamber of Commerce	149	5	-	-	5	144	97.00				
Costa Mesa Chamber of Commerce	130	5	-	-	5	125	96.00				
Costa Mesa Chamber of Commerce	82	5	-	-	5	77	94.00				
Costa Mesa Chamber of Commerce	115	5	-	-	5	110	96.00				
Costa Mesa Chamber of Commerce	300	5	-	-	5	295	98.00				
Costa Mesa Chamber of Commerce	54	5	-	-	5	49	91.00				
Costa Mesa Chamber of Commerce	120	5	-	-	5	115	96.00				
Costa Mesa Chamber of Commerce	160	5	-	-	5	155	97.00				
Costa Mesa Chamber of Commerce	123	5	-	-	5	118	96.00				
Costa Mesa Chamber of Commerce	175	5	-	-	5	170	97.00				
Costa Mesa Chamber of Commerce	125	5	-	-	5	120	96.00				
Costa Mesa Chamber of Commerce	124	5	-	-	5	119	96.00				
Costa Mesa Chamber of Commerce	259	5	-	-	5	254	98.00				
Costa Mesa Chamber of Commerce	130	5	-	-	5	125	96.00				

¹City is shown after different organizations with same name.

²Contains expenses not paid from ticket sales.

³Total is the sum of the percentages for each raffle divided by number of raffles.

Table 1
2002 Reporting Year (July 1, 2001 – August 31, 2002)
(Grouped by Type of Organization Under Revenue and Taxation Code Section 23701)

Revenue and Taxation Code Section 23701e (business leagues, chambers of commerce, real estate boards, and boards of trade)	(A)		(B)	(C)		(D)	(E)	(F)
	Gross Receipts From Ticket Sales	Total Raffle Expenses	Total Raffle Expenses	Exp. Pd. From Other Sources ²	Exp. Pd. From Ticket Sales	Amount to Charity (Col. A – Col. D)	Percent to Charity (Col. E ÷ Col. A) ³	
Delta Kappa Gamma Area XIII	580	-	-	-	-	580	100.00	
Delta Kappa Gamma c/o Otis School	1,376	50	50	-	50	1,326	96.00	
Delta Kappa Gamma Chi State, Area III	1,260	480	480	-	480	780	62.00	
Delta Kappa Gamma Int Soc Chi State CA Dist. XVII Alpha Epsilon	83	-	-	-	-	83	100.00	
Delta Kappa Gamma Int Soc Chi State CA Dist. XVII Alpha Epsilon	76	-	-	-	-	76	100.00	
Delta Kappa Gamma Int Soc Chi State CA Dist. XVII Alpha Epsilon	100	-	-	-	-	100	100.00	
Delta Kappa Gamma Int Soc Chi State CA Dist. XVII Alpha Epsilon	100	-	-	-	-	100	100.00	
Delta Kappa Gamma Society International (San Diego)	485	5	5	-	5	480	99.00	
Delta Kappa Gamma Society International (Santee)	722	5	5	-	5	717	99.00	
Delta Kappa Gamma Society International (Whittier)	200	-	-	-	-	200	100.00	
Delta Kappa Gamma Society International Chi State	1,064	-	-	-	-	1,064	100.00	
Delta Kappa Gamma Society International Chi State Area XII	332	-	-	-	-	332	100.00	
Delta Kappa Gamma Zeta Alpha Chapter	95	40	40	-	40	95	100.00	
Delta Kappa Gamma/Delta Mu	731	45	45	-	45	686	94.00	
Dixon District Chamber of Commerce	822	-	-	-	-	822	100.00	
Dixon District Chamber of Commerce	89	-	-	-	-	89	100.00	
Dixon District Chamber of Commerce	47	-	-	-	-	47	100.00	
Dixon District Chamber of Commerce	44	-	-	-	-	44	100.00	
Dixon District Chamber of Commerce	35	-	-	-	-	35	100.00	
Dixon District Chamber of Commerce	74	-	-	-	-	74	100.00	
Dixon District Chamber of Commerce	56	-	-	-	-	56	100.00	
Dixon District Chamber of Commerce	66	-	-	-	-	66	100.00	
Dixon District Chamber of Commerce	104	-	-	-	-	104	100.00	
Dixon District Chamber of Commerce	120	-	-	-	-	120	100.00	
Golden Gate Chapter of California Society of Enrolled Agents	58	56	56	-	56	58	100.00	
Golden Gate Chapter of California Society of Enrolled Agents	82	57	57	-	57	82	100.00	
Golden Gate Chapter of California Society of Enrolled Agents	82	56	56	-	56	82	100.00	
Greater Eureka Chamber of Commerce	111	65	65	-	65	46	41.00	
Greater Eureka Chamber of Commerce	242	121	121	-	121	121	50.00	
Greater Lakewood Chamber of Commerce	68	-	-	-	-	68	100.00	
Greater Lakewood Chamber of Commerce	86	-	-	-	-	86	100.00	
Iota Iota Chapter Delta Kappa Gamma	605	-	-	-	-	605	100.00	
LA Orange County Line Chapter of the Womens Council of Realtors	24	-	-	-	-	24	100.00	

¹City is shown after different organizations with same name.

²Contains expenses not paid from ticket sales.

³Total is the sum of the percentages for each raffle divided by number of raffles.

Table 1
2002 Reporting Year (July 1, 2001 – August 31, 2002)
(Grouped by Type of Organization Under Revenue and Taxation Code Section 23701)

Revenue and Taxation Code Section 23701e (business leagues, chambers of commerce, real estate boards, and boards of trade)

Name of Organization ¹	(A)	(B)	(C)	(D)	(E)	(F)
	Gross Receipts From Ticket Sales	Total Raffle Expenses	Exp. Pd. From Other Sources ²	Exp. Pd. From Ticket Sales (Col. B – Col. C)	Amount to Charity (Col. A – Col. D)	Percent to Charity (Col. E + Col. A) ³
LA Orange County Line Chapter of the Womens Council of Realtors	33	-	-	-	33	100.00
LA Orange County Line Chapter of the Womens Council of Realtors	47	-	-	-	47	100.00
Off Road Business Assn.	3,239	1,290	-	1,290	1,949	60.00
Palm Desert Chamber of Commerce	186	-	-	-	186	100.00
Palm Desert Chamber of Commerce	431	-	-	-	431	100.00
Palm Springs Chamber of Commerce	1,663	-	-	-	1,663	100.00
Palm Springs Chamber of Commerce	6,575	2,828	-	2,828	3,747	57.00
Shingle Springs/Cameron Park Chamber of Commerce	240	-	-	-	240	100.00
Shingle Springs/Cameron Park Chamber of Commerce	50	25	-	25	25	50.00
Shingle Springs/Cameron Park Chamber of Commerce	115	-	-	-	115	100.00
Shingle Springs/Cameron Park Chamber of Commerce	115	58	-	58	57	50.00
Shingle Springs/Cameron Park Chamber of Commerce	211	106	-	106	105	50.00
Shingle Springs/Cameron Park Chamber of Commerce	615	-	-	-	615	100.00
Shingle Springs/Cameron Park Chamber of Commerce	130	-	-	-	130	100.00
Soroptimist International of Fort Bragg	1,931	380	-	380	1,551	80.00
Soroptimist Intl of Vallejo Inc	4,950	1,068	-	1,068	3,882	78.00
Woodland District Chamber of Commerce	454	50	50	-	454	100.00
Zeta Zeta Chapter Delta Kappa Gamma International	97	-	-	-	97	100.00
Zeta Zeta Chapter Delta Kappa Gamma International	113	-	-	-	113	100.00
Zeta Zeta Chapter Delta Kappa Gamma International	182	-	-	-	182	100.00
Zeta Zeta Chapter Delta Kappa Gamma International	61	-	-	-	61	100.00
Totals for 87 Raffles	\$ 41,346	\$ 8,160	\$ 359	\$ 7,801	\$ 33,545	93.59

¹City is shown after different organizations with same name.

²Contains expenses not paid from ticket sales.

³Total is the sum of the percentages for each raffle divided by number of raffles.

Table 1
2002 Reporting Year (July 1, 2001 – August 31, 2002)
(Grouped by Type of Organization Under Revenue and Taxation Code Section 23701)

Name of Organization ¹	(A)		(B)		(C)		(D)		(E)		(F)
	Gross Receipts From Ticket Sales	Total Raffle Expenses	Exp. Pd. From Other Sources ²	Exp. Pd. From Ticket Sales	Exp. Pd. From Ticket Sales	Amount to Charity	Percent to Charity	Amount to Charity	Percent to Charity	Amount to Charity	Percent to Charity
					(Col. B – Col. C)	(Col. A – Col. D)	(Col. E ÷ Col. A) ³				
Addison-Penzak Jewish Community Center	9,060	-	-	-	-	9,060	100.00	9,060	100.00	100.00	
Asian Pacific American Legal Center	2,576	8	-	8	8	2,568	100.00	2,568	100.00	100.00	
Assistance League of Long Beach	8,190	50	-	50	50	8,140	99.00	8,140	99.00	99.00	
Assistance League of Long Beach	5,045	500	-	500	500	4,545	90.00	4,545	90.00	90.00	
Assistance League of Long Beach	1,025	50	-	50	50	975	95.00	975	95.00	95.00	
Association of Black Correctional Workers/Stockton Chapter	140	350	350	-	-	140	100.00	140	100.00	100.00	
Center for Domestic Violence Prevention	395	-	-	-	-	395	100.00	395	100.00	100.00	
Childrens Fund	3,510	1,000	-	1,000	1,000	2,510	72.00	2,510	72.00	72.00	
Davis Rotary Club	23,613	1,483	-	1,483	1,483	22,130	94.00	22,130	94.00	94.00	
Five Counties Central Labor Council	1,133	600	-	600	600	533	47.00	533	47.00	47.00	
Friends Outside	921	106	-	106	106	815	88.00	815	88.00	88.00	
Glinda Services Inc	1,960	192	-	192	192	1,768	90.00	1,768	90.00	90.00	
King City Rotary Club Foundation	33,000	2,101	2,101	-	-	33,000	100.00	33,000	100.00	100.00	
Motherlode Mineral Society	874	584	-	584	584	290	33.00	290	33.00	33.00	
Orcutt Mineral Society, Inc.	405	203	53	-	53	255	63.00	255	63.00	63.00	
Rotary Club of Mad River	21,000	8,596	-	8,596	8,596	12,404	59.00	12,404	59.00	59.00	
Rotary Club of Southwest Eureka	9,000	13,500	13,500	-	-	9,000	100.00	9,000	100.00	100.00	
San Francisco Women's Rehabilitation Foundation	20,479	1,192	-	1,192	1,192	19,287	94.00	19,287	94.00	94.00	
Shadow Mountain Gem & Mineral Society	26	-	-	-	-	26	100.00	26	100.00	100.00	
Shadow Mountain Gem & Mineral Society	29	15	-	15	15	14	48.00	14	48.00	48.00	
Shadow Mountain Gem & Mineral Society	37	-	-	-	-	37	100.00	37	100.00	100.00	
Shadow Mountain Gem & Mineral Society	64	-	-	-	-	64	100.00	64	100.00	100.00	
Shadow Mountain Gem & Mineral Society	34	-	-	-	-	34	100.00	34	100.00	100.00	
Shadow Mountain Gem & Mineral Society	52	-	-	-	-	52	100.00	52	100.00	100.00	
Soroptimist International of Calistoga	2,420	500	-	500	500	1,920	79.00	1,920	79.00	79.00	
Soroptimist International of Greater Davis	2,137	21	-	21	21	2,116	99.00	2,116	99.00	99.00	
Soroptimist International of Sacramento South	2,164	20	-	20	20	2,144	99.00	2,144	99.00	99.00	
Soroptimist International Sacramento North	2,902	-	-	-	-	2,902	100.00	2,902	100.00	100.00	
Southern Trinity Health Services	5,665	909	-	909	909	4,756	84.00	4,756	84.00	84.00	
Thousand Oaks Rotary Club	27,000	3,604	3,321	-	3,321	26,717	99.00	26,717	99.00	99.00	
Vallejo Senior Citizens Council Inc	169	-	-	-	-	169	100.00	169	100.00	100.00	
Vallejo Senior Citizens Council Inc	577	275	275	-	275	577	100.00	577	100.00	100.00	

¹City is shown after different organizations with same name.

²Contains expenses not paid from ticket sales.

³Total is the sum of the percentages for each raffle divided by number of raffles.

Table 1
2002 Reporting Year (July 1, 2001 – August 31, 2002)
(Grouped by Type of Organization Under Revenue and Taxation Code Section 23701)

Revenue and Taxation Code Section 23701f (civic leagues, social welfare organizations and local employee organizations)

Name of Organization ¹	(A)		(B)		(C)		(D)		(E)		(F)
	Gross Receipts From Ticket Sales	Total Raffle Expenses	Exp. Pd. From Other Sources ²	Exp. Pd. From Ticket Sales	Exp. Pd. From Other Sources ²	Exp. Pd. From Ticket Sales	Amount to Charity (Col. A – Col. D)	Percent to Charity (Col. E ÷ Col. A) ³			
Yucaipa Valley Gem & Mineral Society	1,373	136	-	136	19,600	16,395	1,237	90.00			
Totals for 33 Raffles	\$ 186,975	\$ 35,995	\$ 19,600	\$ 16,395	\$ 170,580	\$ 88.55					

Revenue and Taxation Code Section 23701g (nonprofit pleasure and recreation clubs)

Name of Organization ¹	(A)		(B)		(C)		(D)		(E)		(F)
	Gross Receipts From Ticket Sales	Total Raffle Expenses	Exp. Pd. From Other Sources ²	Exp. Pd. From Ticket Sales	Exp. Pd. From Other Sources ²	Exp. Pd. From Ticket Sales	Amount to Charity (Col. A – Col. D)	Percent to Charity (Col. E ÷ Col. A) ³			
American River Gem & Mineral Society	465	162	-	162	303	65.00					
Antioch Lapidary Club	187	-	-	-	187	100.00					
Boys & Girls Clubs of Greater Oxnard and Port Hueneme	31,000	16,030	16,030	-	31,000	100.00					
Carmichael Gem & Mineral Society	142	-	-	-	142	100.00					
Childrens Food Network	852	-	-	-	852	100.00					
Childrens Food Network	1,233	-	-	-	1,233	100.00					
Childrens Food Network	952	-	-	-	952	100.00					
Childrens Food Network	1,184	-	-	-	1,184	100.00					
Childrens Food Network	1,305	-	-	-	1,305	100.00					
Childrens Food Network	1,527	-	-	-	1,527	100.00					
Citrus Heights Quilt Guild	79	-	-	-	79	100.00					
Citrus Heights Quilt Guild	14	-	-	-	14	100.00					
Citrus Heights Quilt Guild	86	-	-	-	86	100.00					
Citrus Heights Quilt Guild	60	10	-	10	50	83.00					
Citrus Heights Quilt Guild	11	-	-	-	11	100.00					
Citrus Heights Quilt Guild	34	-	-	-	34	100.00					
Citrus Heights Quilt Guild	10	-	-	-	10	100.00					
Culver City Garden Club	48	20	-	20	28	58.00					
Culver City Garden Club	72	-	-	-	72	100.00					
Culver City Garden Club	87	-	-	-	87	100.00					
Culver City Garden Club	75	20	-	20	55	73.00					
Culver City Garden Club	24	-	-	-	24	100.00					
Culver City Garden Club	75	10	-	10	65	87.00					

¹City is shown after different organizations with same name.

²Contains expenses not paid from ticket sales.

³Total is the sum of the percentages for each raffle divided by number of raffles.

Table 1
2002 Reporting Year (July 1, 2001 – August 31, 2002)
(Grouped by Type of Organization Under Revenue and Taxation Code Section 23701)

Name of Organization ¹	(A)		(B)		(C)		(D)		(E)		(F)
	Gross Receipts From Ticket Sales	Total Raffle Expenses	Exp. Pd. From Other Sources ²	Exp. Pd. From Ticket Sales (Col. B – Col. C)	Amount to Charity (Col. A – Col. D)	Percent to Charity (Col. E ÷ Col. A) ³					
Culver City Garden Club	48	28	-	28	20	42.00					
Culver City Garden Club	45	10	-	10	35	78.00					
Culver City Rock and Mineral Club	1,513	562	-	562	951	63.00					
Lassen Gem & Mineral Society	24	-	-	-	24	100.00					
Lassen Gem & Mineral Society	27	-	-	-	27	100.00					
Lassen Gem & Mineral Society	37	-	-	-	37	100.00					
Lassen Gem & Mineral Society	18	-	-	-	18	100.00					
Lassen Gem & Mineral Society	21	5	-	5	16	76.00					
Lassen Gem & Mineral Society	24	-	-	-	24	100.00					
Lassen Gem & Mineral Society	18	-	-	-	18	100.00					
Lassen Gem & Mineral Society	82	-	-	-	82	100.00					
Nite Owl Quilters Guild	78	-	-	-	78	100.00					
Nite Owl Quilters Guild	97	15	-	15	82	85.00					
Orange County Quilters Guild	1,093	481	-	481	612	56.00					
Orange County Quilters Guild	3,260	467	467	-	3,260	100.00					
Quilters by the Sea	4,324	3,137	-	3,137	1,187	27.00					
Quilters by the Sea	1,430	173	-	173	1,257	88.00					
Quilters Piece Corps of Victor Valley	47,750	12,288	7,524	4,764	42,986	90.00					
Rotary International of Sonoma Valley	496	25	-	25	471	95.00					
Sacramento Mineral Society, Inc.	216	45	-	45	171	79.00					
San Francisco Bay West Highland White Terrier Club	165	-	-	-	165	100.00					
San Francisco Bay West Highland White Terrier Club	8,090	885	-	885	7,205	89.00					
San Luis Obispo Mozart Festival Association	132	100	-	100	32	24.00					
Shasta Gem & Mineral Society	117	116	-	116	1	1.00					
Shasta Gem & Mineral Society	188	100	-	100	88	47.00					
Shasta Gem & Mineral Society	174	116	-	116	58	33.00					
Shasta Gem & Mineral Society	125	100	-	100	25	20.00					
Shasta Gem & Mineral Society	101	100	-	100	1	1.00					
Shasta Gem & Mineral Society	124	100	-	100	24	19.00					
Shasta Gem & Mineral Society	130	100	-	100	30	23.00					
Soroptimist Intl of Pleasant Hill	2,065	562	20	542	1,523	74.00					
South Bay Bird Society	142	12	-	12	130	92.00					
South Bay Bird Society	340	105	-	105	235	69.00					

¹City is shown after different organizations with same name.

²Contains expenses not paid from ticket sales.

³Total is the sum of the percentages for each raffle divided by number of raffles.

Table 1
2002 Reporting Year (July 1, 2001 – August 31, 2002)
(Grouped by Type of Organization Under Revenue and Taxation Code Section 23701)

Name of Organization ¹	(A)		(B)	(C)		(D)	(E)	(F)
	Gross Receipts From Ticket Sales	Total Raffle Expenses	Exp. Pd. From Other Sources ²	Exp. Pd. From Ticket Sales	Amount to Charity (Col. A – Col. D)	Percent to Charity (Col. E ÷ Col. A) ³		
South Bay Bird Society	200	18	14	4	196	98.00		
South Bay Bird Society	147	30	-	30	117	80.00		
South Bay Bird Society	527	50	50	-	527	100.00		
South Bay Bird Society	226	100	-	100	126	56.00		
South Bay Bird Society	405	41	40	1	404	100.00		
Straight Arrow Bowhunters, Inc.	14,157	1,633	-	1,633	12,524	88.00		
Victor Valley Gem & Mineral Club	816	-	-	-	816	100.00		
Yu-Ai Kai/Japanese American Community Senior Serv. of San Jose	20,036	3,250	-	3,250	16,786	84.00		
Totals for 64 Raffles \$	148,530 \$	\$ 41,006	\$ 24,145	\$ 16,861	\$ 131,669	80.36		

Name of Organization ¹	(A)		(B)	(C)		(D)	(E)	(F)
	Gross Receipts From Ticket Sales	Total Raffle Expenses	Exp. Pd. From Other Sources ²	Exp. Pd. From Ticket Sales	Amount to Charity (Col. A – Col. D)	Percent to Charity (Col. E ÷ Col. A) ³		
Assistance League of Newport-Mesa	22,000	17,886	-	17,886	4,114	19.00		
Assistance League of Newport-Mesa	9,232	1,115	-	1,115	8,117	88.00		
Somerset Pioneer Lions Club	1,104	-	-	-	1,104	100.00		
Somerset Pioneer Lions Club	1,073	-	-	-	1,073	100.00		
Soroptimist International of Cloverdale	500	-	-	-	500	100.00		
Soroptimist International of Marin County	337	3	-	3	334	99.00		
Truckee Sunrise Rotary Club	16,540	1,538	-	1,538	15,002	91.00		
Totals for 7 Raffles \$	50,786 \$	\$ 20,542	\$ -	\$ 20,542	\$ 30,244	85.29		

¹City is shown after different organizations with same name.

²Contains expenses not paid from ticket sales.

³Total is the sum of the percentages for each raffle divided by number of raffles.

Table 1
2002 Reporting Year (July 1, 2001 – August 31, 2002)
(Grouped by Type of Organization Under Revenue and Taxation Code Section 23701)

Revenue and Taxation Code Section 23701w (veterans organizations)	(A)		(B)	(C)		(D)	(E)	(F)
	Gross Receipts From Ticket Sales	Total Raffle Expenses	Exp. Pd. From Other Sources ²	Exp. Pd. From Ticket Sales	Amount to Charity	Percent to Charity	(Col. E + Col. A) ³	
American Legion Post 174	2,265	54	-	54	2,211	98.00	98.00	
Clifford Harter American Legion Auxiliary #163	250	5	-	5	245	98.00	98.00	
Marine Corps League	241	-	-	-	241	100.00	100.00	
Tollhouse Post 350, The American Legion	1,327	121	-	121	1,206	91.00	91.00	
Totals for 4 Raffles	\$ 4,083	\$ 180	\$ -	\$ 180	\$ 3,903	\$ 96.75		
Totals for 656 Raffles	\$ 4,049,792	\$ 897,902	\$ 409,011	\$ 488,891	\$ 3,560,901	\$ 87.45		

¹City is shown after different organizations with same name.

²Contains expenses not paid from ticket sales.

³Total is the sum of the percentages for each raffle divided by number of raffles.

Page Intentionally Left Blank

Table 2
2003 Reporting Year (September 1, 2002 – August 31, 2003)
(Grouped by Type of Organization Under Revenue and Taxation Code Section 23701)

Revenue and Taxation Code Section 23701a (labor, agricultural, or horticultural organizations)		(A)	(B)	(C)	(D)	(E)	(F)
Name of Organization ¹	Gross Receipts From Ticket Sales	Total Raffle Expenses	Exp. Pd. From Other Sources ²	Exp. Pd. From Ticket Sales (Col. B – Col. C)	Amount to Charity (Col. A – Col. D)	Percent to Charity (Col. E ÷ Col. A) ³	
Imperial Valley Vegetable Growers Association	8,800	3,084	-	3,084	5,716	65.00	
Los Angeles County Fair Association	77,797	108,963	31,166	77,797	-	-	
Yolo County Farm Bureau	950	20	-	20	930	98.00	
Totals for 3 Raffles	\$ 87,547	\$ 112,067	\$ 31,166	\$ 80,901	\$ 6,646	54.33	

Revenue and Taxation Code Section 23701b (fraternal beneficiary societies, orders or associations)		(A)	(B)	(C)	(D)	(E)	(F)
Name of Organization ¹	Gross Receipts From Ticket Sales	Total Raffle Expenses	Exp. Pd. From Other Sources ²	Exp. Pd. From Ticket Sales (Col. B – Col. C)	Amount to Charity (Col. A – Col. D)	Percent to Charity (Col. E ÷ Col. A) ³	
Delta Kappa Gamma - Gamma Tau	117	-	-	-	117	100.00	
Founder Region Fellowship	1,337	15	-	15	1,322	99.00	
Founder Region Fellowship	1,119	15	-	15	1,104	99.00	
Founder Region Fellowship	1,233	15	-	15	1,218	99.00	
Founder Region Fellowship	1,038	15	-	15	1,023	99.00	
Founder Region Fellowship	1,083	15	-	15	1,068	99.00	
Iota Iota Chapter Delta Kappa Gamma	1,035	50	-	50	985	95.00	
Native Daughters of the Golden West - Donnor Parlor #193	602	200	-	200	402	67.00	
Native Daughters of the Golden West - Donnor Parlor #193	321	-	-	-	322	100.00	
Native Daughters of the Golden West - Donnor Parlor #193	419	5	-	5	321	100.00	
Northern California World Service Area of AFG, Inc.	230	-	-	-	414	99.00	
San Jose Parlor #81 Native Daughters of the Golden West	205	-	-	-	230	100.00	
San Jose Parlor #81 Native Daughters of the Golden West	900	500	-	500	205	100.00	
Santa Barbara Bowl Foundation	3,215	1,500	-	1,500	400	44.00	
Santa Barbara Bowl Foundation	900	500	-	500	1,715	53.00	
Santa Barbara Bowl Foundation	900	500	-	500	400	44.00	
Santa Barbara Bowl Foundation	900	500	-	500	400	44.00	

¹City is shown after different organizations with same name.

²Contains expenses not paid from ticket sales.

³Total is the sum of the percentages for each raffle divided by number of raffles.

Table 2
2003 Reporting Year (September 1, 2002 – August 31, 2003)
(Grouped by Type of Organization Under Revenue and Taxation Code Section 23701)

Name of Organization ¹	(A)		(B)		(C)		(D)		(E)		(F)	
	Gross Receipts From Ticket Sales	Total Raffle Expenses	Exp. Pd. From Other Sources ²	Exp. Pd. From Ticket Sales	Amount to Charity	Percent to Charity	Exp. Pd. From Ticket Sales	Amount to Charity	Percent to Charity	Exp. Pd. From Ticket Sales	Amount to Charity	Percent to Charity
	\$	\$	\$	\$	\$	%	\$	\$	%	\$	\$	%
Soroptimist International of Lamorinda	3,175	1,300	900	400	2,775	87.00	400	2,775	87.00	1,104	100.00	100.00
Soroptimist International of Vacaville	1,104	10	10	-	1,104	100.00	-	1,104	100.00	15,525	85.68	85.68
Totals for 19 Raffles	\$ 19,255	\$ 4,640	\$ 910	\$ 3,730	\$ 15,525		\$	\$		\$	\$	

Revenue and Taxation Code Section 23701b (fraternal beneficiary societies, orders or associations)

Revenue and Taxation Code Section 23701d (religious, charitable, scientific, testing for public safety, literary, educational, amateur sports or prevention of cruelty to children or animals organizations)

Name of Organization ¹	(A)		(B)		(C)		(D)		(E)		(F)	
	Gross Receipts From Ticket Sales	Total Raffle Expenses	Exp. Pd. From Other Sources ²	Exp. Pd. From Ticket Sales	Amount to Charity	Percent to Charity	Exp. Pd. From Ticket Sales	Amount to Charity	Percent to Charity	Exp. Pd. From Ticket Sales	Amount to Charity	Percent to Charity
	\$	\$	\$	\$	\$	%	\$	\$	%	\$	\$	%
Aiki Integrated Arts	434	38	-	38	396	91.00	38	396	91.00	61	100.00	100.00
American Legion Auxiliary Unit 282	61	-	-	-	61	100.00	-	61	100.00	442	100.00	100.00
American Legion Auxiliary Unit 282	442	-	-	-	442	100.00	-	442	100.00	775	100.00	100.00
Antelope Valley Gem & Mineral Club	775	409	409	-	775	100.00	-	775	100.00	1,735	99.00	99.00
Architectural Foundation of San Francisco	1,745	10	-	10	1,735	99.00	10	1,735	99.00	3,480	79.00	79.00
Asian Community Mental Health Board, Inc.	4,430	950	-	950	1,625	100.00	-	1,625	100.00	703	88.00	88.00
Asian Pacific Youth Leadership Project	1,625	-	-	-	100	88.00	100	703	88.00	898	100.00	100.00
Assistance League of Auburn Foothills	803	100	-	-	898	100.00	-	898	100.00	12,439	90.00	90.00
Assistance League of Bakersfield	898	-	-	-	1,370	90.00	-	12,439	90.00	4,381	94.00	94.00
Assistance League of Glendale	13,809	5,063	3,693	1,370	12,439	90.00	1,370	12,439	90.00	683	100.00	100.00
Assistance League of North Coast	4,677	296	-	296	4,381	94.00	296	4,381	94.00	683	100.00	100.00
Assistance League of San Fernando Valley	683	-	-	-	683	100.00	-	683	100.00	3,967	99.00	99.00
Assistance League of Santa Clarita	4,017	50	-	50	3,967	99.00	50	3,967	99.00	3,375	99.00	99.00
Baker Home and School Partnership	3,425	50	-	50	3,375	99.00	50	3,375	99.00	122	100.00	100.00
Beach Cities Quilters Guild	122	10	10	-	122	100.00	-	122	100.00	156	100.00	100.00
Beach Cities Quilters Guild	156	15	15	-	156	100.00	-	156	100.00	10,652	88.00	88.00
Beach Cities Quilters Guild	12,097	1,445	-	1,445	10,652	88.00	1,445	10,652	88.00	317	100.00	100.00
Beach Cities Quilters Guild	317	22	22	-	317	100.00	-	317	100.00	303	100.00	100.00
Beach Cities Quilters Guild	303	20	20	-	303	100.00	-	303	100.00	338	100.00	100.00
Beach Cities Quilters Guild	338	12	12	-	338	100.00	-	338	100.00	298	100.00	100.00
Beach Cities Quilters Guild	298	-	-	-	298	100.00	-	298	100.00	-	-	-

¹City is shown after different organizations with same name.

²Contains expenses not paid from ticket sales.

³Total is the sum of the percentages for each raffle divided by number of raffles.

Table 2
2003 Reporting Year (September 1, 2002 – August 31, 2003)
(Grouped by Type of Organization Under Revenue and Taxation Code Section 23701)

Revenue and Taxation Code Section 23701d (religious, charitable, scientific, testing for public safety, literary, educational, amateur sports or prevention of cruelty to children or animals organizations)

Name of Organization ¹	(A)		(B)		(C)		(D)		(E)		(F)
	Gross Receipts From Ticket Sales	Total Raffle Expenses	Exp. Pd. From Other Sources ²	Exp. Pd. From Ticket Sales (Col. B – Col. C)	Amount to Charity (Col. A – Col. D)	Percent to Charity (Col. E + Col. A) ³					
Beach Cities Quilters Guild	157	22	22	-	157	100.00					
Beach Cities Quilters Guild	206	7	7	-	206	100.00					
Beach Cities Quilters Guild	199	22	22	-	199	100.00					
Beach Cities Quilters Guild	456	19	19	-	456	100.00					
Benita Bike's Danceart, Inc.	627	20	-	20	607	97.00					
Big Dog Foundation	206	20	-	20	186	90.00					
Birthing Santa Cruz	1,912	500	500	-	1,912	100.00					
Blind and Visually Impaired Center of Monterey County, Inc.	1,751	236	-	236	1,515	87.00					
Boys & Girls Club of Auburn	130	-	-	-	130	100.00					
Boys & Girls Club of San Marcos	536	7	-	7	529	99.00					
Boys & Girls Club of San Marcos	2,200	23	-	23	2,177	99.00					
Boys & Girls Club of San Marcos	1,245	-	-	-	1,245	100.00					
Boys & Girls Clubs of Fullerton	8,675	5,200	-	5,200	3,475	40.00					
Brethren Hillcrest Homes	588	-	-	-	588	100.00					
Brother Benno Foundation, Inc.	14,575	1,289	-	1,289	13,286	91.00					
Buddhist Compassion Relief Tzu Chi Foundation	30,675	111	-	111	30,564	100.00					
Buddhist Temple of Salinas	41,390	2,750	-	2,750	38,640	93.00					
Burney-Fall River Education Foundation	1,526	10	-	10	1,516	99.00					
Burnon, Inc. dba Rubicon Theatre Co.	3,245	600	-	600	2,645	82.00					
Byron-Delta Lions Club	2,300	117	117	-	2,300	100.00					
Cabrillo Music Theatre	6,850	150	-	150	6,700	98.00					
Cal Sailing Club	436	189	-	189	247	57.00					
California Architectural Foundation (The)	3,445	26	-	26	3,419	99.00					
California Assn of Physically Handicapped, Inc. - Fresno Cnty Chptr	753	309	-	309	444	59.00					
California Association for Family Child Care	610	-	-	-	610	100.00					
California Deer Association	16,100	668	-	668	15,432	96.00					
California Deer Association	63,003	2,948	-	2,948	60,055	95.00					
California Deer Association	49,073	1,959	-	1,959	47,114	96.00					
California Deer Association	58,765	2,330	-	2,330	56,435	96.00					
California Deer Association	103,580	4,329	-	4,329	99,251	96.00					
California Deer Association	22,355	435	-	435	21,920	98.00					
California Deer Association	30,593	892	-	892	29,701	97.00					

¹City is shown after different organizations with same name.

²Contains expenses not paid from ticket sales.

³Total is the sum of the percentages for each raffle divided by number of raffles.

Table 2
2003 Reporting Year (September 1, 2002 – August 31, 2003)
(Grouped by Type of Organization Under Revenue and Taxation Code Section 23701)

Revenue and Taxation Code Section 23701d (religious, charitable, scientific, testing for public safety, literary, educational, amateur sports or prevention of cruelty to children or animals organizations)	(A)		(B)	(C)	(D)	(E)	(F)
	Gross Receipts From Ticket Sales	Total Raffle Expenses	Exp. Pd. From Other Sources ²	Exp. Pd. From Ticket Sales (Col. B – Col. C)	Amount to Charity (Col. A – Col. D)	Percent to Charity (Col. E ÷ Col. A) ³	
California Deer Association	24,480	1,174	-	1,174	23,306	95.00	
California Deer Association	28,845	1,161	-	1,161	27,684	96.00	
California Deer Association	8,358	456	-	456	7,902	95.00	
California Deer Association	50,910	2,058	-	2,058	48,852	96.00	
California Deer Association	50,389	2,112	-	2,112	48,277	96.00	
California Deer Association	15,475	666	-	666	14,809	96.00	
California Deer Association	40,529	2,947	-	2,947	37,582	93.00	
California Deer Association	17,300	374	-	374	16,926	98.00	
California Dental Association Foundation	5,000	25	25	-	5,000	100.00	
California Shakespeare Theater	24,895	700	-	700	24,195	97.00	
California Shock Trauma Air Rescue (CALSTAR)	252	8	-	8	244	97.00	
California State Horsemen's Association Region 5	819	173	-	173	646	79.00	
California State University, Long Beach Foundation	1,193	394	237	157	1,036	87.00	
Capistrano Unified School District Foundation	63,750	6,890	6,890	-	63,750	100.00	
Capital City Model Mugging Impact	5,000	1,420	920	500	4,500	90.00	
Caring For Children & Families With AIDS	810	406	-	406	404	50.00	
Carole Sund/Carrington Foundation	1,132	544	-	544	588	52.00	
Carole Sund/Carrington Foundation	786	6	-	6	780	99.00	
Caspar Children's Garden	6,112	121	-	121	5,991	98.00	
Center for Positive Prevention Alternatives, Inc	210	10	-	10	200	95.00	
Central California Fellowship of AA (CCFAA)	585	5	-	5	580	99.00	
Central Coast Hospice Foundation	39,197	6,579	-	6,579	32,618	83.00	
Central West Ballet	15,500	-	-	-	15,500	100.00	
Chi State Learning is for Everyone Foundation	3,486	445	-	445	3,041	87.00	
Children's Benefit League	1,000	150	-	150	850	85.00	
Children's Food Network	2,163	-	-	-	2,163	100.00	
Children's Food Network	1,190	-	-	-	1,190	100.00	
Children's Food Network	1,255	-	-	-	1,255	100.00	
Children's Food Network	1,394	-	-	-	1,394	100.00	
Children's Hospital Central California Foundation	6,490	182	-	182	6,308	97.00	
Chinese Newcomers Service Center	33,026	786	-	786	32,240	98.00	
Cloverdale Historical Society	1,756	319	-	319	1,437	82.00	

¹City is shown after different organizations with same name.

²Contains expenses not paid from ticket sales.

³Total is the sum of the percentages for each raffle divided by number of raffles.

Table 2
2003 Reporting Year (September 1, 2002 – August 31, 2003)
(Grouped by Type of Organization Under Revenue and Taxation Code Section 23701)

Name of Organization ¹	(A)		(B)		(C)		(D)		(E)		(F)
	Gross Receipts From Ticket Sales	Total Raffle Expenses	Exp. Pd. From Other Sources ²	Exp. Pd. From Ticket Sales	Exp. Pd. From Other Sources ²	Exp. Pd. From Ticket Sales	Amount to Charity	Amount to Charity	Percent to Charity	(Col. E + Col. A) ³	
College of the Redwoods Foundation	180	-	-	-	-	-	180	180	100.00	100.00	
Community Association of the Peninsula	5,311	86	-	86	-	86	5,225	5,225	98.00	98.00	
Council of Orange County Society of St. Vincent de Paul	8,216	100	-	100	-	100	8,116	8,116	99.00	99.00	
Council of Orange County Society of St. Vincent de Paul	11,140	-	-	-	-	-	11,140	11,140	100.00	100.00	
Country Lane Home & School Club	1,200	230	230	-	-	-	1,200	1,200	100.00	100.00	
Coyote Point Museum Auxiliary	2,295	20	-	20	-	20	2,275	2,275	99.00	99.00	
Coyote Point Museum Auxiliary	5,100	200	-	200	-	200	4,900.00	4,900.00	96.00	96.00	
Cruisin For A Cure	8,508	-	-	-	-	-	8,508	8,508	100.00	100.00	
Culver City Education Foundation	920	225	225	-	-	-	920	920	100.00	100.00	
Culver City Education Foundation	2,405	1,158	1,000	158	-	158	2,247	2,247	93.00	93.00	
Deaf Community Service of San Diego, Inc.	982	-	-	-	-	-	982	982	100.00	100.00	
Del Norte Association for Cultural Awareness (DNACA)	119	-	-	-	-	-	119	119	100.00	100.00	
Del Norte Association for Cultural Awareness (DNACA)	127	-	-	-	-	-	127	127	100.00	100.00	
Del Norte Association for Cultural Awareness (DNACA)	214	-	-	-	-	-	214	214	100.00	100.00	
Del Norte Association for Cultural Awareness (DNACA)	223	-	-	-	-	-	223	223	100.00	100.00	
Del Norte Association for Cultural Awareness (DNACA)	176	-	-	-	-	-	176	176	100.00	100.00	
Delta Kappa Gamma - Chi State Iota Tau Chapter	150	-	-	-	-	-	150	150	100.00	100.00	
Delta Kappa Gamma - Chi State Iota Tau Chapter	75	-	-	-	-	-	75	75	100.00	100.00	
Delta Kappa Gamma - Chi State Iota Tau Chapter	525	-	-	-	-	-	525	525	100.00	100.00	
DGI Services	3,480	100	-	100	-	100	3,380	3,380	97.00	97.00	
Diablo Regional Arts Association	36,100	4,171	4,171	-	-	-	36,100	36,100	100.00	100.00	
District 15 Al-Anon/Alateen Information Services	43	-	-	-	-	-	43	43	100.00	100.00	
Dixon Cooperative Nursery School	1,185	600	-	600	-	600	585	585	49.00	49.00	
Dixon Little League	6,650	3,780	-	3,780	-	3,780	2,870	2,870	43.00	43.00	
Don Diego Memorial Fund	15,025	1,393	-	1,393	-	1,393	13,632	13,632	91.00	91.00	
Double Check Retreat, Inc.	2,732	-	-	-	-	-	2,732	2,732	100.00	100.00	
Dr. Laura Schlessinger Foundation	54,800	-	-	-	-	-	54,800	54,800	100.00	100.00	
Dublin Partnership in Education	2,265	500	-	500	-	500	1,765	1,765	78.00	78.00	
Dunsmore Elementary School PTA	150	45	-	45	-	45	105	105	70.00	70.00	
Dunsmore Elementary School PTA	1,300	-	-	-	-	-	1,300	1,300	100.00	100.00	
East Bay Association of Enrolled Agents	140	65	65	-	-	-	140	140	100.00	100.00	

¹City is shown after different organizations with same name.

²Contains expenses not paid from ticket sales.

³Total is the sum of the percentages for each raffle divided by number of raffles.

Table 2
2003 Reporting Year (September 1, 2002 – August 31, 2003)
(Grouped by Type of Organization Under Revenue and Taxation Code Section 23701)

Name of Organization ¹	(A)		(B)		(C)		(D)		(E)		(F)	
	Gross Receipts From Ticket Sales	Total Raffle Expenses	Exp. Pd. From Other Sources ²	Exp. Pd. From Ticket Sales	Exp. Pd. From Ticket Sales (Col. B – Col. C)	Amount to Charity (Col. A – Col. D)	Percent to Charity (Col. E ÷ Col. A) ³					
East Bay Association of Enrolled Agents	89	48	48	-	-	89	100.00					
East Bay Association of Enrolled Agents	130	46	46	-	-	130	100.00					
East Bay Association of Enrolled Agents	100	59	59	-	-	100	100.00					
East Bay Association of Enrolled Agents	119	51	51	-	-	119	100.00					
East Bay Association of Enrolled Agents	134	65	65	-	-	134	100.00					
East Bay Association of Enrolled Agents	102	49	49	-	-	102	100.00					
East Bay Association of Enrolled Agents	51	48	48	-	-	51	100.00					
East Bay Association of Enrolled Agents	128	70	70	-	-	128	100.00					
East Bay Association of Enrolled Agents	75	60	60	-	-	75	100.00					
East Bay Association of Enrolled Agents	111	66	66	-	-	111	100.00					
Epilepsy Network	312	73	73	-	-	312	100.00					
Escondido Library Endowment Foundation	39,218	23,356	10,171	13,185	26,033	66.00						
European Train Enthusiasts	824	-	-	-	824	100.00						
Family Child Care Association of San Luis Obispo County	25	-	-	-	25	100.00						
Family Child Care Association of San Luis Obispo County	66	33	-	33	33	50.00						
Family Child Care Association of San Luis Obispo County	42	-	-	-	42	100.00						
Family Child Care Association of San Luis Obispo County	111	-	-	-	111	100.00						
Family Self Sufficiency	85	-	-	-	85	100.00						
Feral Cat Foundation	22,102	503	-	503	21,599	98.00						
Festival of Arts of Laguna Beach	40,835	1,692	-	1,692	39,143	96.00						
Foothill Family Service	11,220	235	-	235	10,985	98.00						
Foothill Family Service	1,275	142	-	142	1,133	89.00						
Foothill Quilters Guild, Inc.	2,621	1,661	-	1,661	960	37.00						
Foothill Quilters Guild, Inc.	6,613	317	-	317	6,296	95.00						
Fossils For Fun Society, Inc.	11	5	-	5	6	55.00						
Fossils For Fun Society, Inc.	10	5	-	5	5	50.00						
Fossils For Fun Society, Inc.	10	5	-	5	5	50.00						
Fossils For Fun Society, Inc.	16	5	-	5	11	69.00						
Fossils For Fun Society, Inc.	14	5	-	5	9	64.00						
Fossils For Fun Society, Inc.	12	5	-	5	7	58.00						
Fossils For Fun Society, Inc.	13	5	-	5	8	62.00						
Fossils For Fun Society, Inc.	13	5	-	5	8	62.00						

¹City is shown after different organizations with same name.

²Contains expenses not paid from ticket sales.

³Total is the sum of the percentages for each raffle divided by number of raffles.

Table 2
2003 Reporting Year (September 1, 2002 – August 31, 2003)
(Grouped by Type of Organization Under Revenue and Taxation Code Section 23701)

Name of Organization ¹	(A)		(B)		(C)		(D)		(E)		(F)	
	Gross Receipts From Ticket Sales	Total Raffle Expenses	Exp. Pd. From Other Sources ²	Exp. Pd. From Ticket Sales (Col. B – Col. C)	Amount to Charity (Col. A – Col. D)	Percent to Charity (Col. E ÷ Col. A) ³						
Fresno Zoological Society	6,137	1,347	-	1,347	4,790	78.00						
Fresno Zoological Society	735	-	-	-	735	100.00						
Fresno Zoological Society	54	-	-	-	54	100.00						
Fresno Zoological Society	334	-	-	-	334	100.00						
Friends of the Lompoc Library System	319	-	-	-	319	100.00						
Friends of the Lompoc Library System	103	-	-	-	103	100.00						
Get Involved For Mental Health	2,799	-	-	-	2,799	100.00						
Giants Community Fund	34,663	3,376	-	3,376	31,287	90.00						
Girls Incorporated of Greater Santa Barbara	1,265	-	-	-	1,265	100.00						
Girls Incorporated of Greater Santa Barbara	19,720	799	799	-	19,720	100.00						
Globe Theatres	6,940	721	-	721	6,219	90.00						
Globe Theatres	14,925	5,080	-	5,080	9,845	66.00						
Golden Empire Humane Society	520	-	-	-	520	100.00						
Golden View Elementary PTA	4,990	66	-	66	4,924	99.00						
Grand Terrace Lions Club	4,605	2,357	2,357	-	4,605	100.00						
Grandparents Parenting . . . Again	342	49	-	49	293	86.00						
Greater Bay Area Make-A-Wish Foundation	1,240	-	-	-	1,240	100.00						
Greater Bay Area Make-A-Wish Foundation	3,400	-	-	-	3,400	100.00						
Greater Bay Area Make-A-Wish Foundation	3,038	-	-	-	3,038	100.00						
Greater Bay Area Make-A-Wish Foundation	6,400	64	-	64	6,336	99.00						
Guild of Tehachapi Hospital	1,750	257	-	257	1,493	85.00						
H.E.L.P. (Healthcare & Elder Law Programs)	1,235	-	-	-	1,235	100.00						
Hanford High School Quarterback Club	73	-	-	-	73	100.00						
Hanford High School Quarterback Club	174	-	-	-	174	100.00						
Hanford High School Quarterback Club	83	-	-	-	83	100.00						
Hanford High School Quarterback Club	50	-	-	-	50	100.00						
Hanford High School Quarterback Club	139	-	-	-	139	100.00						
Hanford High School Quarterback Club	519	-	-	-	519	100.00						
Harbor Beach Div 77 Scholarship Foundation	345	-	-	-	345	100.00						
Harbor Beach Div 77 Scholarship Foundation	37,100	2,167	-	2,167	34,933	94.00						
Harbor-UCLA Collegium	1,252	149	-	149	1,103	88.00						
Haute Couture Societe	1,672	20	-	20	1,652	99.00						
Heart Spectacular Celebration												

¹City is shown after different organizations with same name.

²Contains expenses not paid from ticket sales.

³Total is the sum of the percentages for each raffle divided by number of raffles.

Table 2
2003 Reporting Year (September 1, 2002 – August 31, 2003)
(Grouped by Type of Organization Under Revenue and Taxation Code Section 23701)

Name of Organization ¹	(A)		(B)		(C)		(D)		(E)		(F)
	Gross Receipts From Ticket Sales	Total Raffle Expenses	Exp. Pd. From Other Sources ²	Exp. Pd. From Ticket Sales	Amount to Charity (Col. A – Col. D)	Percent to Charity (Col. E + Col. A) ³					
Heavenly Boosters	1,705	-	-	-	1,705	100.00					
Help of Ojai, Inc.	127	20	-	20	107	84.00					
Help of Ojai, Inc.	582	50	-	50	532	91.00					
Helpers of the Mentally Retarded	13,495	-	-	-	13,495	100.00					
Hens & Chickens Quilt Fellowship, Aux. of Golden West College Fdn.	959	65	-	65	894	93.00					
Highland High School Instrumental Music Boosters Club	90	-	-	-	90	100.00					
Hillsborough Auxiliary to Community Gatepath	18,200	20	-	20	18,180	100.00					
Horse Power Sanctuaries, Inc.	13,191	314	-	314	12,877	98.00					
Hospice of Morongo Basin	17,967	7,715	6,600	1,115	16,852	94.00					
Hospice of Napa Valley, Inc.	1,805	-	-	-	1,805	100.00					
Hospice Partners of the Central Coast	22,385	3,954	1,716	2,238	20,147	90.00					
Humane Society for Inland Mendocino County	10,723	736	-	736	9,987	93.00					
Ident-A-Child	2,046	520	-	520	1,526	75.00					
In-N-Out Burger Foundation	3,535	-	-	-	3,535	100.00					
Inside Out Community Arts, Inc.	1,990	-	-	-	1,990	100.00					
Institute for Applied Biomedicine	87	7	-	7	80	92.00					
Interface Children Family Services	1,339	10	10	-	1,339	100.00					
Interface Children Family Services	7,040	10	10	-	7,040	100.00					
Ivy Academy Foundation of San Francisco	2,179	379	-	379	1,800	83.00					
Japan America Society of Southern California	2,425	18	-	18	2,407	99.00					
Japanese American Citizen's League - Sacramento Chapter	7,474	-	-	-	7,474	100.00					
Japanese American Citizen's League - Sacramento Chapter	1,633	-	-	-	1,633	100.00					
Japanese American National Museum	112,000	8,900	-	8,900	103,100	92.00					
Junior League of Monterey County, Inc.	3,422	1,028	-	1,028	2,394	70.00					
Junior League of Napa-Sonoma	2,675	-	-	-	2,675	100.00					
Junior League of Napa-Sonoma	15,455	-	-	-	15,455	100.00					
K.V. Mart Education Foundation	1,580	-	-	-	1,580	100.00					
Kings Co. Art Center Foundation, Inc.	1,429	82	-	82	1,347	94.00					
Kiwanis Club of Sacramento, American River	1,973	70	-	70	1,903	96.00					
Kiwanis Club of the Highlander, La Habra	247	6	-	6	241	98.00					
La Canada Flintridge Educational Foundation	37,050	-	-	-	37,050	100.00					
La Canada Flintridge Educational Foundation	2,350	-	-	-	2,350	100.00					

¹City is shown after different organizations with same name.

²Contains expenses not paid from ticket sales.

³Total is the sum of the percentages for each raffle divided by number of raffles.

Table 2
2003 Reporting Year (September 1, 2002 – August 31, 2003)
(Grouped by Type of Organization Under Revenue and Taxation Code Section 23701)

Name of Organization ¹	(A)		(B)	(C)		(D)	(E)	(F)
	Gross Receipts From Ticket Sales	Total Raffle Expenses	Exp. Pd. From Other Sources ²	Exp. Pd. From Ticket Sales	Amount to Charity (Col. A – Col. D)	Percent to Charity (Col. E ÷ Col. A) ³		
La Jolla Kiwanis Foundation	1,580	662	662	-	1,580	100.00		
La Mesa Historical Society	1,024	95	-	95	929	91.00		
La Mesa Historical Society	1,045	100	-	100	945	90.00		
Ladera Elementary School	1,100	25	-	25	1,075	98.00		
Lamb's Players Theatre	15,000	8,010	6,600	1,410	13,590	91.00		
Las Aletas Auxiliary	2,724	510	-	510	2,214	81.00		
LCF Rotary Foundation	7,050	-	-	-	7,050	100.00		
Leukemia & Lymphoma Society (San Diego)	454	-	-	-	454	100.00		
Leukemia & Lymphoma Society (San Diego)	413	-	-	-	413	100.00		
Leukemia & Lymphoma Society (San Diego)	528	-	-	-	528	100.00		
LITA of Marin	7,100	157	-	157	6,943	98.00		
Literacy Support Council of Placer County	589	-	-	-	589	100.00		
Little Company of Mary Community Health Foundation	56,575	15,422	5,000	10,422	46,153	82.00		
Little Company of Mary Community Health Foundation	11,355	1,562	-	1,562	9,793	86.00		
Livermore Valley-Lithophiles	463	161	161	-	463	100.00		
Lomita Railroad Museum Foundation	802	45	-	45	757	94.00		
Lori Jane Foundation	1,482	360	360	-	1,482	100.00		
Los Angeles Chamber Orchestra	12,250	-	-	-	12,250	100.00		
Los Angeles Clippers Foundation	22,077	12,138	2,500	9,638	12,439	56.00		
Los Angeles Computer Society	280	7	-	7	273	98.00		
Luso-American Education Foundatin	50,575	2,361	-	2,361	48,214	95.00		
Madrone Elementary PTA	2,355	-	-	-	2,355	100.00		
Mae Nesbit PTA	763	-	-	-	763	100.00		
Magic Circle Repertory Theatre	1,030	10	-	10	1,020	99.00		
Making Headway, Inc.	250	20	-	20	230	92.00		
Marin Advocates for Children	51,457	4,644	-	4,644	46,813	91.00		
Marin Advocates for Children	9,042	-	-	-	9,042	100.00		
Marin Advocates for Children	3,960	2,195	-	2,195	1,765	45.00		
Marin Interfaith Youth Outreach	2,630	963	-	963	1,667	63.00		
Marine Advanced Technology Education Center	5,225	4,500	-	4,500	725	14.00		
Martin C. Kauffman 100 Club of Alameda County	17,316	-	-	-	17,316	100.00		
Maturango Museum of Indian Wells Valley	333	3	-	3	330	99.00		

¹City is shown after different organizations with same name.

²Contains expenses not paid from ticket sales.

³Total is the sum of the percentages for each raffle divided by number of raffles.

Table 2
2003 Reporting Year (September 1, 2002 – August 31, 2003)
(Grouped by Type of Organization Under Revenue and Taxation Code Section 23701)

Name of Organization ¹	(A)		(B)		(C)		(D)		(E)		(F)
	Gross Receipts From Ticket Sales	Total Raffle Expenses	Exp. Pd. From Other Sources ²	Exp. Pd. From Ticket Sales	Amount to Charity (Col. A – Col. D)	Exp. Pd. From Ticket Sales (Col. B – Col. C)	Amount to Charity	Percent to Charity (Col. E ÷ Col. A) ³			
Maturango Museum of Indian Wells Valley	79	-	-	-	79	-	79	100.00			
Maturango Museum of Indian Wells Valley	544	285	-	285	259	-	259	48.00			
Menlo Park-Atherton Education Foundation	18,800	3,662	3,662	-	18,800	-	18,800	100.00			
Mental Health Consumer Concerns	720	782	782	-	720	-	720	100.00			
Mobile Medical Office	335	-	-	-	335	-	335	100.00			
Monterey County Family Child Care Association	108	-	-	-	108	-	108	100.00			
Monterey Peninsula Quilters Guild	144	-	-	-	144	-	144	100.00			
Monterey Peninsula Quilters Guild	1,678	-	-	-	1,678	-	1,678	100.00			
Monterey Peninsula Quilters Guild	151	-	-	-	151	-	151	100.00			
Monterey Peninsula Quilters Guild	157	-	-	-	157	-	157	100.00			
Monterey Peninsula Quilters Guild	131	-	-	-	131	-	131	100.00			
Monterey Peninsula Quilters Guild	162	-	-	-	162	-	162	100.00			
Monterey Peninsula Quilters Guild	6,846	530	-	530	6,316	-	6,316	92.00			
Monterey Peninsula Quilters Guild	145	-	-	-	145	-	145	100.00			
Monterey Peninsula Quilters Guild	140	-	-	-	140	-	140	100.00			
Monterey Peninsula Quilters Guild	747	-	-	-	747	-	747	100.00			
Monterey Peninsula Quilters Guild	172	-	-	-	172	-	172	100.00			
Monterey Peninsula Quilters Guild	172	-	-	-	172	-	172	100.00			
Mountain Play Association	11,854	1,885	1,885	-	11,854	-	11,854	100.00			
Mountain View PTA	13,460	4,920	4,920	-	13,460	-	13,460	100.00			
Mt. Diablo Elementary Parent Faculty Club	9,395	471	-	471	8,924	-	8,924	95.00			
Napa Valley Symphony League	118	-	-	-	118	-	118	100.00			
Napa Valley Symphony League	6,277	171	-	171	6,106	-	6,106	97.00			
National Center on Disability and Journalism	2,120	30	-	30	2,090	-	2,090	99.00			
National Steinbeck Center	29,700	10,112	7,500	2,612	27,088	-	27,088	91.00			
NCRSO, INC.	3,701	20	-	20	3,681	-	3,681	99.00			
NCRSO, INC.	1,240	20	-	20	1,220	-	1,220	98.00			
NCRSO, INC.	1,884	483	-	483	1,401	-	1,401	74.00			
Neighborhood Partnership of Montclair	2,650	1,400	1,400	-	2,650	-	2,650	100.00			
Neil A. Armstrong School FOCUS Program	257	216	-	216	41	-	41	16.00			
Neil A. Armstrong School FOCUS Program	385	110	-	110	275	-	275	71.00			
Nelson Soccer Club	3,560	332	-	332	3,228	-	3,228	91.00			

¹City is shown after different organizations with same name.

²Contains expenses not paid from ticket sales.

³Total is the sum of the percentages for each raffle divided by number of raffles.

Table 2
2003 Reporting Year (September 1, 2002 – August 31, 2003)
(Grouped by Type of Organization Under Revenue and Taxation Code Section 23701)

Name of Organization ¹	(A)		(B)		(C)		(D)		(E)		(F)
	Gross Receipts From Ticket Sales	Total Raffle Expenses	Exp. Pd. From Other Sources ²	Exp. Pd. From Ticket Sales	Exp. Pd. From Other Sources ²	Exp. Pd. From Ticket Sales	Amount to Charity (Col. A – Col. D)	Amount to Charity (Col. A – Col. D)	Percent to Charity (Col. E ÷ Col. A) ³		
North Bay Chapter - Trout Unlimited	6,911	300	-	300	-	300	6,611	6,611	96.00		
North Valley Rose Brushes	624	22	-	22	-	22	602	602	96.00		
Northern Mariposa County History Center	38	-	-	-	-	-	38	38	100.00		
Northern Mariposa County History Center	113	-	-	-	-	-	113	113	100.00		
Northern Mariposa County History Center	118	-	-	-	-	-	118	118	100.00		
Northern Mariposa County History Center	1,599	134	134	-	-	-	1,599	1,599	100.00		
Northern Mariposa County History Center	109	-	-	-	-	-	109	109	100.00		
Northern Mariposa County History Center	68	-	-	-	-	-	68	68	100.00		
Northern Mariposa County History Center	129	-	-	-	-	-	129	129	100.00		
Northern Mariposa County History Center	139	-	-	-	-	-	139	139	100.00		
Northern Mariposa County History Center	120	-	-	-	-	-	120	120	100.00		
Northern Mariposa County History Center	62	-	-	-	-	-	62	62	100.00		
Northern Mariposa County History Center	149	-	-	-	-	-	149	149	100.00		
Northern Mariposa County History Center	75	-	-	-	-	-	75	75	100.00		
Northern Mariposa County History Center	80	-	-	-	-	-	80	80	100.00		
Northern Mariposa County History Center	95	-	-	-	-	-	95	95	100.00		
Northern Mariposa County History Center	900	-	-	-	-	-	900	900	100.00		
Oak Mesa Elementary PTA	1,675	-	-	-	-	-	1,675	1,675	100.00		
Oak Mesa Elementary PTA	345	22	-	22	-	22	323	323	94.00		
Oakbrook Elementary PTA	10,815	242	-	242	-	242	10,573	10,573	98.00		
Pacific Boychoir Academy	1,072	-	-	-	-	-	1,072	1,072	100.00		
Pacific Chorale	260	-	-	-	-	-	260	260	100.00		
Pacific Coast Air Museum	4,460	-	-	-	-	-	4,460	4,460	100.00		
Palm Springs Desert Museum	2,391,861	94,304	-	94,304	-	94,304	2,297,557	2,297,557	96.00		
Palos Verdes Art Center	1,157	127	-	127	-	127	1,030	1,030	89.00		
Parents and Friends for the Retarded at Golden State, Inc.	7,436	410	-	410	-	410	7,026	7,026	94.00		
Parents Coordinating Council	1,619	-	-	-	-	-	1,619	1,619	100.00		
Parrot Education & Adoption Center	8,000	69	-	69	-	69	7,931	7,931	99.00		
Peninsula Committee Childrens Hospital	6,700	536	-	536	-	536	6,164	6,164	92.00		
Peninsula Committee Childrens Hospital	7,585	346	-	346	-	346	7,239	7,239	95.00		
Peninsula Committee for the Los Angeles Philharmonic Orchestra	1,250	45	-	45	-	45	1,205	1,205	96.00		
Placer County SPCA	1,428	44	-	44	-	44	1,384	1,384	97.00		
Police Dog Foundation, Inc.											

¹City is shown after different organizations with same name.

²Contains expenses not paid from ticket sales.

³Total is the sum of the percentages for each raffle divided by number of raffles.

Table 2
2003 Reporting Year (September 1, 2002 – August 31, 2003)
(Grouped by Type of Organization Under Revenue and Taxation Code Section 23701)

Name of Organization ¹	(A)		(B)		(C)		(D)		(E)		(F)
	Gross Receipts From Ticket Sales	Total Raffle Expenses	Exp. Pd. From Other Sources ²	Exp. Pd. From Ticket Sales	Exp. Pd. From Ticket Sales (Col. B – Col. C)	Amount to Charity (Col. A – Col. D)	Percent to Charity (Col. E + Col. A) ³				
Polish University Club of Los Angeles	1,143	127	-	127	-	1,016	89.00				
Pomona Valley Habitat for Humanity, Inc.	2,936	50	50	-	-	2,936	100.00				
Pomona Valley Habitat for Humanity, Inc.	36	-	-	-	-	36	100.00				
Portraits from the Heart	1,063	100	-	100	-	963	91.00				
Public Allies	1,375	88	88	-	-	1,375	100.00				
Puente Hills Gem & Mineral Club, Inc.	22	-	-	-	-	22	100.00				
Puente Hills Gem & Mineral Club, Inc.	20	-	-	-	-	20	100.00				
Puente Hills Gem & Mineral Club, Inc.	8	-	-	-	-	8	100.00				
Puente Hills Gem & Mineral Club, Inc.	23	-	-	-	-	23	100.00				
Puente Hills Gem & Mineral Club, Inc.	9	-	-	-	-	9	100.00				
Puente Hills Gem & Mineral Club, Inc.	10	-	-	-	-	10	100.00				
Puente Hills Gem & Mineral Club, Inc.	495	-	-	-	-	495	100.00				
Redwood Day School Parents' Association	525	-	-	-	-	525	100.00				
Richmond Community Association	4,693	400	-	400	-	4,293	91.00				
Ride On LA	3,445	25	-	25	-	3,420	99.00				
Ripon Quarterback Club, Inc.	2,095	903	-	903	-	1,192	57.00				
Ripon Quarterback Club, Inc.	3,375	556	-	556	-	2,819	84.00				
Rotary Club of Los Olivos	13,200	98	-	98	-	13,102	99.00				
San Diego Alliance for Asian Pacific Islander	95	-	-	-	-	95	100.00				
San Diego Chapter of Sweet Adelines, Inc.	7,165	1,103	-	1,103	-	6,062	85.00				
San Diego Feeling Good	3,275	500	-	500	-	2,775	85.00				
San Fernando Valley Quilt Association	3,609	651	-	651	-	2,958	82.00				
San Fernando Valley Quilt Association	484	-	-	-	-	484	100.00				
San Fernando Valley Quilt Association	395	-	-	-	-	395	100.00				
San Fernando Valley Quilt Association	60	-	-	-	-	60	100.00				
San Fernando Valley Quilt Association	26	-	-	-	-	26	100.00				
San Fernando Valley Quilt Association	224	-	-	-	-	224	100.00				
San Fernando Valley Quilt Association	69	-	-	-	-	69	100.00				
San Fernando Valley Quilt Association	229	-	-	-	-	229	100.00				
San Fernando Valley Quilt Association	1,994	87	-	87	-	1,907	96.00				
San Fernando Valley Quilt Association	198	-	-	-	-	198	100.00				
San Fernando Valley Quilt Association	286	-	-	-	-	286	100.00				

¹City is shown after different organizations with same name.

²Contains expenses not paid from ticket sales.

³Total is the sum of the percentages for each raffle divided by number of raffles.

Table 2
2003 Reporting Year (September 1, 2002 – August 31, 2003)
(Grouped by Type of Organization Under Revenue and Taxation Code Section 23701)

Name of Organization ¹	(A)		(B)		(C)		(D)		(E)		(F)
	Gross Receipts From Ticket Sales	Total Raffle Expenses	Exp. Pd. From Other Sources ²	Exp. Pd. From Ticket Sales (Col. B – Col. C)	Amount to Charity (Col. A – Col. D)	Percent to Charity (Col. E + Col. A) ³					
San Fernando Valley Quilt Association	367	-	-	-	367	100.00					
San Fernando Valley Quilt Association	208	-	-	-	208	100.00					
San Fernando Valley Quilt Association	109	-	-	-	109	100.00					
San Fernando Valley Quilt Association	312	-	-	-	312	100.00					
San Fernando Valley Quilt Association	114	-	-	-	114	100.00					
San Fernando Valley Quilt Association	335	-	-	-	335	100.00					
San Fernando Valley Quilt Association	426	-	-	-	426	100.00					
San Francisco Food Bank	12,600	255	-	255	12,345	98.00					
San Francisco Food Bank	7,426	50	-	50	7,376	99.00					
San Francisco Gem & Mineral Society	30	-	-	-	30	100.00					
San Francisco Gem & Mineral Society	64	-	-	-	64	100.00					
San Francisco Gem & Mineral Society	5,092	468	-	468	4,624	91.00					
San Francisco Gem & Mineral Society	60	-	-	-	60	100.00					
San Francisco Gem & Mineral Society	58	-	-	-	58	100.00					
San Francisco Gem & Mineral Society	28	-	-	-	28	100.00					
San Francisco Gem & Mineral Society	94	-	-	-	94	100.00					
San Joaquin River Parkway & Conservation Trust	3,819	670	-	670	3,149	82.00					
San Jose Police Activities League	1,622	-	-	-	1,622	100.00					
San Mateo High School Music Boosters	1,316	160	-	160	1,156	88.00					
Santa Barbara Museum of Art	9,366	996	-	996	8,370	89.00					
Santa Barbara Outrigger Canoe Club	2,352	-	-	-	2,352	100.00					
Santa Clara Valley Chapter of the Ninety-Nines, Inc.	1,171	121	-	121	1,050	90.00					
Santa Clara Valley Gem & Mineral Society	629	12	-	12	617	98.00					
Santa Clara Valley Gem & Mineral Society	33	-	-	-	33	100.00					
Save Ourselves/Me Breast Cancer Organization	1,064	9	-	9	1,055	99.00					
SD Omkar Ramayan Mandali	8,638	400	-	400	8,238	95.00					
Second Harvest Food Bank, Inc. of Santa Clara & San Mateo Counties	5,835	450	450	-	5,835	100.00					
Shelter Partnership, Inc.	4,285	87	-	87	4,198	98.00					
Shingletown Community Center Corp.	547	25	-	25	522	95.00					
Shoal Creek Elementary PTA	902	8	-	8	894	99.00					
Shoal Creek Elementary School Educational Foundation	2,030	46	-	46	1,984	98.00					
SLO Quilters	4,288	624	-	624	3,664	85.00					

¹City is shown after different organizations with same name.

²Contains expenses not paid from ticket sales.

³Total is the sum of the percentages for each raffle divided by number of raffles.

Table 2
2003 Reporting Year (September 1, 2002 – August 31, 2003)
(Grouped by Type of Organization Under Revenue and Taxation Code Section 23701)

Revenue and Taxation Code Section 23701d (religious, charitable, scientific, testing for public safety, literary, educational, amateur sports or prevention of cruelty to children or animals organizations)	(A)		(B)	(C)		(D)	(E)	(F)
	Gross Receipts From Ticket Sales	Total Raffle Expenses	Exp. Pd. From Other Sources ²	Exp. Pd. From Ticket Sales	Amount to Charity (Col. A – Col. D)	Percent to Charity (Col. E ÷ Col. A) ³		
Name of Organization ¹								
Soledad Community Mission Fiesta, Inc.	1,115	-	-	-	1,115	100.00		
Soledad Community Mission Fiesta, Inc.	1,568	-	-	-	1,568	100.00		
Solvang Heritage Association	1,892	333	333	-	1,892	100.00		
Solvang Heritage Association	232	-	-	-	232	100.00		
Solvang Heritage Association	505	-	-	-	505	100.00		
Sonoma Country Day Parents	11,350	-	-	-	11,350	100.00		
Sonoma Country Day Parents	5,150	6,467	2,000	4,467	683	13.00		
Sonoma County Medical Association Alliance Foundation, Inc.	3,648	129	-	129	3,519	96.00		
Sonoma County Medical Association Alliance Foundation, Inc.	3,678	207	-	207	3,471	94.00		
Soroptimist International of Bigfoot Country	2,726	1,018	-	1,018	1,708	63.00		
Soroptimist International of Bigfoot Country	612	48	-	48	564	92.00		
Soroptimist International of Central Solano County	357	-	-	-	357	100.00		
Soroptimist International of Central Solano County	3,100	-	-	-	3,100	100.00		
Soroptimist International of Cloverdale	682	-	-	-	682	100.00		
Soroptimist International of Yreka	2,033	80	-	80	1,953	96.00		
South Bay Quilters Guild	5,798	-	-	-	5,798	100.00		
Special Olympics Northern California	6,440	5,032	5,032	-	6,440	100.00		
Stone Valley Middle School Education Fund	3,892	20	-	20	3,872	99.00		
Stone Valley Middle School Education Fund	2,770	-	-	-	2,770	100.00		
Stone Valley Middle School PTA	1,100	-	-	-	1,100	100.00		
Sugar Hill PTA	141	5	-	5	136	96.00		
Sunshine Quilt Guild	2,637	396	-	396	2,241	85.00		
Susan G. Komen Breast Cancer Foundation	400,000	-	-	-	400,000	100.00		
Susan G. Komen Breast Cancer Foundation - San Diego Affiliate	994	-	-	-	994	100.00		
Sutter Auburn Faith Foundation	19,350	3,128	3,000	128	19,222	99.00		
Sutter North Medical Foundation	1,106	13	-	13	1,093	99.00		
Sutter North Medical Foundation	2,000	34	-	34	1,966	98.00		
Sycamore Canyon School PTA	1,040	-	-	-	1,040	100.00		
Tehachapi Humane Society	108	-	-	-	108	100.00		
Tehachapi Humane Society	41	-	-	-	41	100.00		
Terra Linda Scholarship Foundation	401	-	-	-	401	100.00		

¹City is shown after different organizations with same name.

²Contains expenses not paid from ticket sales.

³Total is the sum of the percentages for each raffle divided by number of raffles.

Table 2
2003 Reporting Year (September 1, 2002 – August 31, 2003)
(Grouped by Type of Organization Under Revenue and Taxation Code Section 23701)

Name of Organization ¹	(A)		(B)		(C)		(D)		(E)		(F)
	Gross Receipts From Ticket Sales	Total Raffle Expenses	Exp. Pd. From Other Sources ²	Exp. Pd. From Ticket Sales	(Col. A – Col. D)	(Col. B – Col. C)	Amount to Charity	Percent to Charity (Col. E ÷ Col. A) ³			
Thousand Oaks Girls Softball	2,500	600	-	600	1,900	600	1,900	76.00			
Tierra Buena Elementary PTA	4,046	24	-	24	4,022	24	4,022	99.00			
Tree of Life - A Crisis Pregnancy Center	900	25	-	25	875	25	875	97.00			
Tuolumne City Memorial Museum	111	-	-	-	111	-	111	100.00			
Tuolumne City Memorial Museum	616	200	-	200	416	200	416	68.00			
Twin Peaks Middle School Foundation	2,310	-	-	-	2,310	-	2,310	100.00			
University Art Museum Council	4,750	100	-	100	4,650	100	4,650	98.00			
Upward Bound House	6,560	1,815	-	1,815	4,745	1,815	4,745	72.00			
Valley Committee for the Los Angeles Philharmonic	2,475	60	-	60	2,415	60	2,415	98.00			
Valley Quilters Guild	3,847	144	-	144	3,703	144	3,703	96.00			
Vector Health Programs, Inc.	1,077	28	-	28	1,049	28	1,049	97.00			
Ventura Gem & Mineral Society, Inc.	676	68	-	68	608	68	608	90.00			
Vista Community Clinic	1,355	-	-	-	1,355	-	1,355	100.00			
Vista Gem & Mineral Society, Inc.	1,205	300	-	300	905	300	905	75.00			
VNA & Hospice Foundation	6,850	58	-	58	6,792	58	6,792	99.00			
Washington Middle School Band Boosters	455	200	-	200	255	200	255	56.00			
Washington Middle School Band Boosters	434	200	-	200	234	200	234	54.00			
Weingart Center Association, Inc.	16,300	2,800	2,800	-	16,300	-	16,300	100.00			
Wellness Community (The)	10,022	809	-	809	9,213	809	9,213	92.00			
Wellness Community - South Bay Cities	2,840	85	-	85	2,755	85	2,755	97.00			
West Enterprise Center	420	41	-	41	379	41	379	90.00			
Westside Co-op Preschool	600	15	-	15	585	15	585	98.00			
Widows, Orphans & Disabled Firemen's Fund	10,291	-	-	-	10,291	-	10,291	100.00			
Widows, Orphans & Disabled Firemen's Fund	4,185	-	-	-	4,185	-	4,185	100.00			
Wild Iris Women's Services of Bishop, Inc.	591	-	-	-	591	-	591	100.00			
Winters Friends of the Library	2,400	236	-	236	2,164	236	2,164	90.00			
Women's Committee of the Glendale Symphony Orchestra Assn.	1,880	198	198	-	1,880	-	1,880	100.00			

¹City is shown after different organizations with same name.

²Contains expenses not paid from ticket sales.

³Total is the sum of the percentages for each raffle divided by number of raffles.

Table 2
2003 Reporting Year (September 1, 2002 – August 31, 2003)
(Grouped by Type of Organization Under Revenue and Taxation Code Section 23701)

Name of Organization ¹	(A)		(B)		(C)		(D)		(E)		(F)
	Gross Receipts From Ticket Sales	Total Raffle Expenses	Exp. Pd. From Other Sources ²	Exp. Pd. From Ticket Sales	Exp. Pd. From Ticket Sales	Amount to Charity	Percent to Charity	Exp. Pd. From Ticket Sales	Amount to Charity	Percent to Charity	
	(Col. A)	(Col. B)	(Col. C)	(Col. D)	(Col. E)	(Col. F)	(Col. G)	(Col. H)	(Col. I)	(Col. J)	(Col. K)
Women's Committee of the Los Angeles Philharmonic	220	50	28	22	198	90.00					
Young Audiences of the Bay Area	420	-	-	-	420	100.00					
Youth Mentoring Connection	47,500	45,000	-	45,000	2,500	5.00					
YWCA of North Orange County	19,256	7,300	200	7,100	12,156	63.00					
YWCA of North Orange County	810	-	-	-	810	100.00					
YWCA of North Orange County	341	-	-	-	341	100.00					
Zonta Club of Pasadena Foundation	1,684	-	-	-	1,684	100.00					
Totals for 437 Raffles	\$ 5,375,052	\$ 407,747	\$ 90,674	\$ 317,073	\$ 5,057,979	93.20					

Name of Organization ¹	(A)		(B)		(C)		(D)		(E)		(F)
	Gross Receipts From Ticket Sales	Total Raffle Expenses	Exp. Pd. From Other Sources ²	Exp. Pd. From Ticket Sales	Exp. Pd. From Ticket Sales	Amount to Charity	Percent to Charity	Exp. Pd. From Ticket Sales	Amount to Charity	Percent to Charity	
	(Col. A)	(Col. B)	(Col. C)	(Col. D)	(Col. E)	(Col. F)	(Col. G)	(Col. H)	(Col. I)	(Col. J)	
American Society of Women Accountants	142	-	-	-	142	100.00					
Burbank Chamber of Commerce	4,700	-	-	-	4,700	100.00					
Cardiff-by-the-Sea Chamber of Commerce	1,805	22	-	22	1,783	99.00					
Chico Chamber of Commerce	2,864	-	-	-	2,864	100.00					
Costa Mesa Chamber of Commerce	180	5	-	5	175	97.00					
Costa Mesa Chamber of Commerce	158	5	-	5	153	97.00					
Costa Mesa Chamber of Commerce	127	5	-	5	122	96.00					
Costa Mesa Chamber of Commerce	319	5	-	5	314	98.00					
Costa Mesa Chamber of Commerce	155	5	-	5	150	97.00					
Delta Kappa Gamma Chi State Area XVI	526	-	-	-	526	100.00					
Delta Kappa Gamma Society International - Chi State	2,029	-	-	-	2,029	100.00					
Delta Kappa Gamma Society International Chi State, Area XII	293	-	-	-	293	100.00					

¹City is shown after different organizations with same name.
²Contains expenses not paid from ticket sales.
³Total is the sum of the percentages for each raffle divided by number of raffles.

Table 2
2003 Reporting Year (September 1, 2002 – August 31, 2003)
(Grouped by Type of Organization Under Revenue and Taxation Code Section 23701)

Name of Organization ¹	(A)		(B)		(C)		(D)		(E)		(F)
	Gross Receipts From Ticket Sales	Total Raffle Expenses	Exp. Pd. From Other Sources ²	Exp. Pd. From Ticket Sales	Exp. Pd. From Other Sources ²	Exp. Pd. From Ticket Sales	Amount to Charity (Col. A – Col. D)	Amount to Charity (Col. E + Col. A) ³	Percent to Charity		
Delta Kappa Gamma Society International Chi State, Area XII	302	-	-	-	-	-	302	-	100.00		
Dixon District Chamber of Commerce	52	-	-	-	-	-	52	-	100.00		
Dixon District Chamber of Commerce	71	-	-	-	-	-	71	-	100.00		
Dixon District Chamber of Commerce	100	-	-	-	-	-	100	-	100.00		
Dixon District Chamber of Commerce	85	-	-	-	-	-	85	-	100.00		
Dixon District Chamber of Commerce	128	-	-	-	-	-	128	-	100.00		
LA-Orange County Line Chapter of Women's Council of Realtors	134	-	-	-	-	-	134	-	100.00		
LA-Orange County Line Chapter of Women's Council of Realtors	53	-	-	-	-	-	53	-	100.00		
LA-Orange County Line Chapter of Women's Council of Realtors	145	-	-	-	-	-	145	-	100.00		
LA-Orange County Line Chapter of Women's Council of Realtors	139	-	-	-	-	-	139	-	100.00		
LA-Orange County Line Chapter of Women's Council of Realtors	108	-	-	-	-	-	108	-	100.00		
LA-Orange County Line Chapter of Women's Council of Realtors	1,005	-	-	-	-	-	1,005	-	100.00		
LA-Orange County Line Chapter of Women's Council of Realtors	73	-	-	-	-	-	73	-	100.00		
LA-Orange County Line Chapter of Women's Council of Realtors	100	-	-	-	-	-	100	-	100.00		
LA-Orange County Line Chapter of Women's Council of Realtors	103	-	-	-	-	-	103	-	100.00		
LA-Orange County Line Chapter of Women's Council of Realtors	82	-	-	-	-	-	82	-	100.00		
Monterey County Cattlemen's Association	7,600	104	-	-	-	-	7,496	104	99.00		
Northern California Council of Activity Coordination (NCCAC)	135	100	-	-	-	-	35	100	26.00		
Northern California Council of Activity Coordination (NCCAC)	139	100	-	-	-	-	39	100	28.00		
Palm Springs Chamber of Commerce	1,565	-	-	-	-	-	1,565	-	100.00		
Redwood Tole Folk	1,220	85	-	-	-	-	1,135	85	93.00		
San Bernardino Area Chamber of Commerce	18,713	9,360	-	-	-	-	9,353	9,360	50.00		
Shingle Springs-Cameron Park Chamber of Commerce	102	-	-	-	-	-	102	-	100.00		
Shingle Springs-Cameron Park Chamber of Commerce	135	68	-	-	-	-	67	68	50.00		
Shingle Springs-Cameron Park Chamber of Commerce	97	-	-	-	-	-	97	-	100.00		
Shingle Springs-Cameron Park Chamber of Commerce	200	-	-	-	-	-	200	-	100.00		
Shingle Springs-Cameron Park Chamber of Commerce	36	18	-	-	-	-	18	18	50.00		

¹City is shown after different organizations with same name.
²Contains expenses not paid from ticket sales.
³Total is the sum of the percentages for each raffle divided by number of raffles.

Table 2
2003 Reporting Year (September 1, 2002 – August 31, 2003)
(Grouped by Type of Organization Under Revenue and Taxation Code Section 23701)

Name of Organization ¹	(A)	(B)	(C)	(D)	(E)	(F)
	Gross Receipts From Ticket Sales	Total Raffle Expenses	Exp. Pd. From Other Sources ²	Exp. Pd. From Ticket Sales (Col. B – Col. C)	Amount to Charity (Col. A – Col. D)	Percent to Charity (Col. E ÷ Col. A) ³
Shingle Springs-Cameron Park Chamber of Commerce	185	-	-	-	185	100.00
Shingle Springs-Cameron Park Chamber of Commerce	120	60	-	60	60	50.00
Shingle Springs-Cameron Park Chamber of Commerce	136	-	-	-	136	100.00
Shingle Springs-Cameron Park Chamber of Commerce	135	65	-	65	70	52.00
Shingle Springs-Cameron Park Chamber of Commerce	230	-	-	-	230	100.00
Shingle Springs-Cameron Park Chamber of Commerce	239	-	-	-	239	100.00
Shingle Springs-Cameron Park Chamber of Commerce	235	-	-	-	235	100.00
Shingle Springs-Cameron Park Chamber of Commerce	115	57	-	57	58	50.00
Shingle Springs-Cameron Park Chamber of Commerce	168	-	-	-	168	100.00
Shingle Springs-Cameron Park Chamber of Commerce	725	-	-	-	725	100.00
Shingle Springs-Cameron Park Chamber of Commerce	1,065	-	-	-	1,065	100.00
Sonoma County Medical Association Alliance	410	-	-	-	410	100.00
Soroptimist International of Fort Bragg, Inc.	2,589	200	-	200	2,389	92.00
Soroptimist International of Fort Bragg, Inc.	435	3	-	3	432	99.00
Soroptimist International of Winters	430	-	-	-	430	100.00
Soroptimist International of Winters	198	-	-	-	198	100.00
South Shores Division #60 Scholarship Foundation CRTA	178	-	-	-	178	100.00
South Shores Division #60 Scholarship Foundation CRTA	152	-	-	-	152	100.00
South Shores Division #60 Scholarship Foundation CRTA	51	-	-	-	51	100.00
South Shores Division #60 Scholarship Foundation CRTA	218	-	-	-	218	100.00
South Shores Division #60 Scholarship Foundation CRTA	97	-	-	-	97	100.00
Totals for 60 Raffles	\$ 54,031	\$ 10,267	\$ -	\$ 10,267	\$ 43,764	92.05

¹City is shown after different organizations with same name.
²Contains expenses not paid from ticket sales.
³Total is the sum of the percentages for each raffle divided by number of raffles.

Table 2
2003 Reporting Year (September 1, 2002 – August 31, 2003)
(Grouped by Type of Organization Under Revenue and Taxation Code Section 23701)

Name of Organization ¹	(A)		(B)		(C)		(D)		(E)		(F)
	Gross Receipts From Ticket Sales	Total Raffle Expenses	Exp. Pd. From Other Sources ²	Exp. Pd. From Ticket Sales	Amount to Charity (Col. A – Col. D)	Percent to Charity (Col. E + Col. A) ³					
A S Foundation/Orange County	25,000	20,000	-	20,000	5,000	20.00					
A S Foundation/Orange County	535	-	-	-	535	100.00					
Asian Pacific American Legal Center	3,400	75	-	75	3,325	98.00					
Assistance League of Long Beach	1,015	122	-	122	893	88.00					
Assistance League of Long Beach	11,590	954	-	954	10,636	92.00					
Assistance League of Long Beach	3,645	500	-	500	3,145	86.00					
Brentwood Police Officer's Association, Inc.	2,093	50	50	-	2,093	100.00					
Cayucos Lions Club	5,000	1,100	600	500	4,500	90.00					
Chinatown Community Development Center	390	-	-	-	390	100.00					
Chinatown Community Development Center	9,244	1,035	1,035	-	9,244	100.00					
Commission on Human Concerns	525	35	-	35	490	93.00					
Community Planning & Advisory Council, Inc.	259	-	-	-	259	100.00					
Community Services Planning Council	660	115	-	115	545	83.00					
Council on Alcoholism & Drug Abuse	624	10	-	10	614	98.00					
Families United, Inc.	320	3	-	3	317	99.00					
Food Bank of Contra Costa and Solano	14,860	418	418	-	14,860	100.00					
Humboldt Senior Resource Center	5,606	-	-	-	5,606	100.00					
Jr. League of Palo Alto - Mid Peninsula	5,910	210	-	210	5,700	96.00					
Jr. League of Palo Alto - Mid Peninsula	7,720	51	-	51	7,669	99.00					
King City Rotary Club Foundation	33,075	2,441	2,441	-	33,075	100.00					
League of Women Voters of Alameda	780	-	-	-	780	100.00					
Mountain Women's Resource Center	1,590	171	-	171	1,419	89.00					
New West Symphony	3,908	50	-	50	3,858	99.00					
Penn Valley Hi-Graders Lions Club	2,831	-	-	-	2,831	100.00					
Rebuilding Together Peninsula	7,656	-	-	-	7,656	100.00					
Rebuilding Together Peninsula	13,900	653	-	653	13,247	95.00					
Rotary Club of Foothill-Highlands	2,009	65	-	65	1,944	97.00					

¹City is shown after different organizations with same name.

²Contains expenses not paid from ticket sales.

³Total is the sum of the percentages for each raffle divided by number of raffles.

Table 2
2003 Reporting Year (September 1, 2002 – August 31, 2003)
(Grouped by Type of Organization Under Revenue and Taxation Code Section 23701)

Name of Organization ¹	(A)		(B)		(C)		(D)		(E)		(F)
	Gross Receipts From Ticket Sales	Total Raffle Expenses	Exp. Pd. From Other Sources ²	Exp. Pd. From Ticket Sales	Exp. Pd. From Other Sources ²	Exp. Pd. From Ticket Sales	Amount to Charity (Col. A – Col. D)	Percent to Charity (Col. E ÷ Col. A) ³			
Rotary Club of Mad River	21,000	11,369	11,369	-	-	21,000	100.00				
Rotary Club of Villa Park	3,758	250	-	250	3,508	93.00					
Soroptimist International Marysville Yuba City	600	200	-	200	400	67.00					
Soroptimist International Marysville Yuba City	2,059	750	-	750	1,309	64.00					
Soroptimist International of Callistoga	1,743	15	-	15	1,728	99.00					
Soroptimist International of Santa Rosa	1,160	-	-	-	1,160	100.00					
Soroptimist International of Walnut Creek	258	-	-	-	258	100.00					
Woodland Street Cruisers, Inc.	4,491	339	-	339	4,152	92.00					
Yucaipa Valley Gem & Mineral Society, Inc.	2,144	345	-	345	1,799	84.00					
Totals for 36 Raffles \$	201,358	\$ 41,326	\$ 15,913	\$ 25,413	\$ 175,945	92.25					

Name of Organization ¹	(A)		(B)		(C)		(D)		(E)		(F)
	Gross Receipts From Ticket Sales	Total Raffle Expenses	Exp. Pd. From Other Sources ²	Exp. Pd. From Ticket Sales	Exp. Pd. From Other Sources ²	Exp. Pd. From Ticket Sales	Amount to Charity (Col. A – Col. D)	Percent to Charity (Col. E ÷ Col. A) ³			
Alpine Country Quilters	189	-	-	-	-	189	100.00				
Alpine Country Quilters	3,574	1,089	-	1,089	2,485	70.00					
Alpine Country Quilters	115	-	-	-	115	100.00					
Alpine Country Quilters	80	-	-	-	80	100.00					
Antioch Lapidary Club	253	-	-	-	253	100.00					
Berkeley Symphony Orchestra	2,250	200	-	200	2,050	91.00					
California Britanny Club	830	25	-	25	805	97.00					
California State Horsemen's Association (CSHA) Region 2	1,016	50	-	50	966	95.00					
California Striped Bass Association	1,152	242	-	242	910	79.00					
California Striped Bass Association	240	-	-	-	240	100.00					
California Striped Bass Association	275	246	-	246	29	11.00					

¹City is shown after different organizations with same name.

²Contains expenses not paid from ticket sales.

³Total is the sum of the percentages for each raffle divided by number of raffles.

Table 2
2003 Reporting Year (September 1, 2002 – August 31, 2003)
(Grouped by Type of Organization Under Revenue and Taxation Code Section 23701)

Name of Organization ¹	(A)		(B)		(C)		(D)		(E)		(F)
	Gross Receipts From Ticket Sales	Total Raffle Expenses	Exp. Pd. From Other Sources ²	Exp. Pd. From Ticket Sales (Col. B – Col. C)	Amount to Charity (Col. A – Col. D)	Percent to Charity (Col. E ÷ Col. A) ³					
Common Threads Quilt Guild	3,295	1,017	-	1,017	2,278	69.00					
Creative Center Foundation	16,300	336	-	336	15,964	98.00					
Delta Kappa Gamma - Gamma Zeta	510	-	-	-	510	100.00					
Delta Kappa Gamma - Gamma Zeta	600	-	-	-	600	100.00					
El Cajon Valley Gem & Mineral Society	549	200	200	-	549	100.00					
Five Acres	3,109	520	-	520	2,589	83.00					
Fremont Symphony Orchestra	17,000	12,161	-	12,161	4,839	28.00					
Fremont Symphony Orchestra	21,290	10,939	-	10,939	10,351	49.00					
Friendship Quilters of San Diego	38	-	-	-	38	100.00					
Friendship Quilters of San Diego	54	-	-	-	54	100.00					
Friendship Quilters of San Diego	46	-	-	-	46	100.00					
Friendship Quilters of San Diego	122	-	-	-	122	100.00					
Friendship Quilters of San Diego	68	-	-	-	68	100.00					
Friendship Quilters of San Diego	59	-	-	-	59	100.00					
Friendship Quilters of San Diego	25	-	-	-	25	100.00					
Friendship Quilters of San Diego	171	-	-	-	171	100.00					
Friendship Quilters of San Diego	37	-	-	-	37	100.00					
Glendale Quilt Guild	5,410	1,081	-	1,081	4,329	80.00					
Hamilton City Volunteer Fire Department	1,174	-	-	-	1,174	100.00					
Indian Wells Gem & Mineral Society, Inc.	1,085	292	292	-	1,085	100.00					
Lassen Gem & Mineral Society	21	-	-	-	21	100.00					
Lassen Gem & Mineral Society	22	-	-	-	22	100.00					
Lassen Gem & Mineral Society	9	-	-	-	9	100.00					
Lassen Gem & Mineral Society	22	-	-	-	22	100.00					
Lassen Gem & Mineral Society	15	-	-	-	15	100.00					
Lassen Gem & Mineral Society	18	-	-	-	18	100.00					
Nite Owl Quilters Guild	93	-	-	-	93	100.00					

¹City is shown after different organizations with same name.

²Contains expenses not paid from ticket sales.

³Total is the sum of the percentages for each raffle divided by number of raffles.

Table 2
2003 Reporting Year (September 1, 2002 – August 31, 2003)
(Grouped by Type of Organization Under Revenue and Taxation Code Section 23701)

Name of Organization ¹	(A)		(B)	(C)		(D)	(E)	(F)
	Gross Receipts From Ticket Sales	Total Raffle Expenses		Exp. Pd. From Other Sources ²	Exp. Pd. From Ticket Sales (Col. B – Col. C)			
Nite Owl Quilters Guild	108	-	-	-	-	108	100.00	
Nite Owl Quilters Guild	156	-	-	-	-	156	100.00	
Nite Owl Quilters Guild	155	-	-	-	-	155	100.00	
Nite Owl Quilters Guild	101	-	-	-	-	101	100.00	
Nite Owl Quilters Guild	88	-	-	-	-	88	100.00	
Nite Owl Quilters Guild	121	-	-	-	-	121	100.00	
Nite Owl Quilters Guild	172	-	-	-	-	172	100.00	
Nite Owl Quilters Guild	108	-	-	-	-	108	100.00	
Nite Owl Quilters Guild	146	-	-	-	-	146	100.00	
Nite Owl Quilters Guild	1,468	-	-	-	-	1,468	100.00	
Nite Owl Quilters Guild	144	-	-	-	-	144	100.00	
Nite Owl Quilters Guild	1,851	-	-	-	-	1,851	100.00	
North Orange County Gem & Mineral Society, Inc.	32	3	3	3	3	29	91.00	
North Orange County Gem & Mineral Society, Inc.	29	2	-	2	2	27	93.00	
North Orange County Gem & Mineral Society, Inc.	24	2	-	2	2	22	92.00	
North Orange County Gem & Mineral Society, Inc.	22	2	-	2	2	20	91.00	
North Orange County Gem & Mineral Society, Inc.	30	3	-	3	3	27	90.00	
North Orange County Gem & Mineral Society, Inc.	226	20	-	20	20	206	91.00	
Palmdale Gem and Mineral Club	422	284	-	284	284	138	33.00	
Quilters Piece Corps of Victor Valley	1,648	161	-	161	161	1,487	90.00	
Sacramento Mineral Society, Inc.	740	289	-	289	289	451	61.00	
San Francisco Bay West Highland White Terrier	2,860	151	-	151	151	2,709	95.00	
San Francisco Bay West Highland White Terrier	285	-	-	-	-	285	100.00	
South Bay Bird Society	513	50	15	35	35	478	93.00	
South Bay Bird Society	572	50	-	50	50	522	91.00	
Straight Arrow Bowhunters, Inc.	14,040	350	-	350	350	13,690	98.00	
Toro Pony Baseball	43,470	8,950	-	8,950	8,950	34,520	79.00	

¹City is shown after different organizations with same name.

²Contains expenses not paid from ticket sales.

³Total is the sum of the percentages for each raffle divided by number of raffles.

Table 2
2003 Reporting Year (September 1, 2002 – August 31, 2003)
(Grouped by Type of Organization Under Revenue and Taxation Code Section 23701)

Revenue and Taxation Code Section 23701g (nonprofit pleasure and recreation clubs)		(A)	(B)	(C)	(D)	(E)	(F)
Name of Organization ¹	Gross Receipts From Ticket Sales	Total Raffle Expenses	Exp. Pd. From Other Sources ²	Exp. Pd. From Ticket Sales (Col. B – Col. C)	Amount to Charity (Col. A – Col. D)	Percent to Charity (Col. E + Col. A) ³	
Vacaville Fiesta Days	1,560	392	-	392	1,168	75.00	
Victor Valley Gem & Mineral Club	592	-	-	-	592	100.00	
Yu-Ai Kai/Japanese American Community Senior Serv. of San Jose	18,709	5,298	3,500	1,798	16,911	90.00	
Totals for 68 Raffles \$	171,508 \$	44,405 \$	4,007 \$	40,398 \$	131,110 \$	91.22	
Revenue and Taxation Code Section 23701k (religious or apostolic corporations having common or community treasury)		(A)	(B)	(C)	(D)	(E)	(F)
Name of Organization ¹	Gross Receipts From Ticket Sales	Total Raffle Expenses	Exp. Pd. From Other Sources ²	Exp. Pd. From Ticket Sales (Col. B – Col. C)	Amount to Charity (Col. A – Col. D)	Percent to Charity (Col. E + Col. A) ³	
St. Joseph's Salesian Youth Renewal Center	6,764	1,520	-	1,520	5,244	78.00	
Totals for 1 Raffle \$	6,764 \$	1,520 \$	- \$	1,520 \$	5,244 \$	78.00	
Revenue and Taxation Code Section 23701l (domestic fraternal societies, orders or associations)		(A)	(B)	(C)	(D)	(E)	(F)
Name of Organization ¹	Gross Receipts From Ticket Sales	Total Raffle Expenses	Exp. Pd. From Other Sources ²	Exp. Pd. From Ticket Sales (Col. B – Col. C)	Amount to Charity (Col. A – Col. D)	Percent to Charity (Col. E + Col. A) ³	
Benevolent & Protective Order of Elks #1587	2,875	121	-	121	2,754	96.00	
Soroptimist International of Marin County	8,790	500	500	-	8,790	100.00	
St. Andrew Society of Los Angeles	370	-	-	-	370	100.00	
Totals for 3 Raffles \$	12,035 \$	621 \$	500 \$	121 \$	11,914 \$	98.67	

¹City is shown after different organizations with same name.
²Contains expenses not paid from ticket sales.
³Total is the sum of the percentages for each raffle divided by number of raffles.

Table 2
2003 Reporting Year (September 1, 2002 – August 31, 2003)
(Grouped by Type of Organization Under Revenue and Taxation Code Section 23701)

Revenue and Taxation Code Section 23701w (veterans organizations)	(A)		(B)		(C)		(D)		(E)		(F)
	Gross Receipts From Ticket Sales	Total Raffle Expenses	Exp. Pd. From Other Sources ²	Exp. Pd. From Ticket Sales	Amount to Charity (Col. A – Col. D)	Percent to Charity (Col. E ÷ Col. A) ³					
American Legion - Dist. #1 - Dept. of California	933	274	-	274	659	71.00					
American Legion Auxiliary #584	243	-	-	-	243	100.00					
American Legion Auxiliary (Hemet)	127	-	-	-	127	100.00					
American Legion Auxiliary (Hemet)	216	30	-	30	186	86.00					
American Legion Auxiliary (Hemet)	203	40	-	40	163	80.00					
American Legion Auxiliary (Hemet)	132	10	-	10	122	92.00					
American Legion Auxiliary (Hemet)	260	35	-	35	225	87.00					
American Legion Auxiliary (Hemet)	156	12	-	12	144	92.00					
American Legion Auxiliary Petite Salon #171	26	-	-	-	26	100.00					
American Legion Auxiliary Petite Salon #171	81	-	-	-	81	100.00					
American Legion Auxiliary Unit 135	227	32	-	32	195	86.00					
American Legion Auxiliary Unit 149	271	60	-	60	211	78.00					
American Legion Auxiliary Unit 820	419	-	-	-	419	100.00					
American Legion Auxiliary, Modesto Unit 74	851	78	-	78	773	91.00					
American Legion Post 3	85	-	-	-	85	100.00					
American Legion, Willits Post 174	482	-	-	-	482	100.00					
Carl R. Meairs American Legion Auxiliary Unit 289	180	25	-	25	155	86.00					
Carl R. Meairs American Legion Auxiliary Unit 289	184	23	-	23	161	88.00					
Clifford Harter American Legion Auxiliary #163	259	44	-	44	215	83.00					
Clifford Harter American Legion Auxiliary #163	657	11	-	11	646	98.00					
Clifford Harter American Legion Auxiliary #163	318	33	-	33	285	90.00					
Dixon Veterans of Foreign Wars Post 8151	700	-	-	-	700	100.00					
Sacramento Salon #132 - 8+40	270	-	-	-	270	100.00					
Santa Clara American Legion Auxiliary	355	-	-	-	355	100.00					
Tollhouse Post 350, The American Legion	869	121	-	121	748	86.00					
Totals for 25 Raffles	\$ 8,504	\$ 828	\$ -	\$ 828	\$ 7,676	91.76					
Totals for 652 Raffles	\$ 5,936,054	\$ 623,421	\$ 143,170	\$ 480,251	\$ 5,455,803	92.38					

¹City is shown after different organizations with same name.

²Contains expenses not paid from ticket sales.

³Total is the sum of the percentages for each raffle divided by number of raffles.

Page intentionally left blank

Table 3
Raffles Held by Organizations - Summary for 2002-2003
(Grouped by Type of Organization Under Revenue and Taxation Code Section 23701)

Report Year	Revenue and Taxation Code Section	Number of Raffles	Gross Receipts From Ticket Sales	Total Raffle Expenses	Exp. Pd. From Other Sources ¹	Exp. Pd. From Ticket Sales (Col. B – Col. C)	Amount to Charity (Col. A – Col. D)	Percent to Charity (Col. E ÷ Col. A) ²
2002	23701a	5	45,362	2,330	150	2,180	43,182	91.80
2003	23701a	3	87,547	112,067	31,166	80,901	6,646	54.33
Total	23701a	8	132,909	\$ 114,397	\$ 31,316	\$ 83,081	\$ 49,828	77.75
2002	23701b	16	18,883	2,776	940	1,836	17,047	90.56
2003	23701b	19	19,255	4,640	910	3,730	15,525	85.68
Total	23701b	35	38,138	\$ 7,416	\$ 1,850	\$ 5,566	\$ 32,572	87.91
2002	23701d	440	3,553,827	786,913	363,817	423,096	3,130,731	86.98
2003	23701d	437	5,375,052	407,747	90,674	317,073	5,057,979	93.20
Total	23701d	877	8,928,879	\$ 1,194,660	\$ 454,491	\$ 740,169	\$ 8,188,710	90.01
2002	23701e	87	41,346	8,160	359	7,801	33,545	93.59
2003	23701e	60	54,031	10,267	-	10,267	43,764	92.05
Total	23701e	147	95,377	\$ 18,427	\$ 359	\$ 18,068	\$ 77,309	92.96
2002	23701f	33	186,975	35,995	19,600	16,395	170,580	88.55
2003	23701f	36	201,358	41,326	15,913	25,413	175,945	92.25
Total	23701f	69	388,333	\$ 77,321	\$ 35,513	\$ 41,808	\$ 346,525	90.48

¹Contains expenses not paid from ticket sales.

²Total is the sum of the percentages for each raffle divided by number of raffles.

Table 3
Raffles Held by Organizations - Summary for 2002-2003
(Grouped by Type of Organization Under Revenue and Taxation Code Section 23701)

Report Year	Revenue and Taxation Code Section	Number of Raffles	Gross Receipts From Ticket Sales	Total Raffle Expenses	Exp. Pd. From Other Sources ¹	Exp. Pd. From Ticket Sales (Col. B - Col. C)	Amount to Charity (Col. A - Col. D)	Percent to Charity (Col. E ÷ Col. A) ²
2002	23701g	64	148,530	41,006	24,145	16,861	131,669	80.36
2003	23701g	68	171,508	44,405	4,007	40,398	131,110	91.22
	Total	132	\$ 320,038	\$ 85,411	\$ 28,152	\$ 57,259	\$ 262,779	85.95
2002	23701k	1	6,764	1,520	-	1,520	5,244	78.00
2003	23701k	1	6,764	1,520	-	1,520	5,244	78.00
2002	23701l	7	50,786	20,542	-	20,542	30,244	85.29
2003	23701l	3	12,035	621	500	121	11,914	98.67
	Total	10	\$ 62,821	\$ 21,163	\$ 500	\$ 20,663	\$ 42,158	89.30
2002	23701w	4	4,083	180	-	180	3,903	96.75
2003	23701w	25	8,504	828	-	828	7,676	91.76
	Total	29	\$ 12,587	\$ 1,008	\$ -	\$ 1,008	\$ 11,579	92.45
2002 Total Raffles		656	\$ 4,049,792	\$ 897,902	\$ 409,011	\$ 488,891	\$ 3,560,901	87.45
2003 Total Raffles		652	\$ 5,936,054	\$ 623,421	\$ 143,170	\$ 480,251	\$ 5,455,803	92.38
		1308	\$ 9,985,846	\$ 1,521,323	\$ 552,181	\$ 969,142	\$ 9,016,704	89.91

¹Contains expenses not paid from ticket sales.

²Total is the sum of the percentages for each raffle divided by number of raffles.

Page intentionally left blank

Table 4
Alphabetical Listing of Registered Organizations Reporting
Raffles for 2002

Name of Organization	Revenue and Taxation Code Section
Addison-Penzak Jewish Community Center	23701f
Alhambra High School Grad Night Committee	23701d
American Cancer Society, California Division, Inc.	23701d
American Legion Post 174	23701w
American Liver Foundation	23701d
American River Gem & Mineral Society	23701g
American Society of Women Accountants - Los Angeles Chapter	23701e
Antelope Valley Gem and Mineral Club	23701d
Antioch Chamber of Commerce	23701e
Antioch Lapidary Club	23701g
Arcadia High School Alumni Association	23701b
Arcata Chamber of Commerce	23701e
AS Foundation Orange County	23701d
Asian Pacific American Legal Center	23701f
Asian Pacific Youth Leadership Project	23701d
Assistance League of Long Beach	23701f
Assistance League of Newport-Mesa	23701l
Associates of Brand Library	23701d
Association of Black Correctional Workers/Stockton Chapter	23701f
Auxiliary of the Society of Crippled Children & Adults of San Mateo County	23701d
Bay Area Crisis Nursery	23701d
Beach Cities Quilters Guild	23701d
Belmont-Redwood Shores Public School Foundation	23701d
Benita Bikes Danceart Inc	23701d
Beta Phi Chapter	23701e
Bonita Business & Professional Association, Inc.	23701e
Books Aloud Inc	23701d
Boys & Girls Club of Auburn	23701d
Boys & Girls Club of San Marcos	23701d
Boys & Girls Clubs of Greater Oxnard & Port Hueneme	23701g
Brethren Hillcrest Homes	23701d
Buddhist Temple of Salinas	23701d
Byron Delta Lions Club	23701d
Cal Poly Foundation	23701d
California Association for Family Child Care	23701d
California Deer Association	23701d
California Family Support Council	23701d
California Symphony Orchestra	23701d
Carmichael Gem & Mineral Society	23701g
Carpinteria Rotary Charitable Foundation, Inc	23701d
Caspar Children's Garden	23701d
Center for Domestic Violence Prevention	23701f
Chi State Learning is for Everyone Foundation	23701d
Chico Chamber of Commerce	23701e
Child Abuse Prevention Center, Inc.	23701d
Children's Discovery Museum of the Desert	23701d
Childrens Food Network	23701g
Childrens Fund	23701f
Chinese Committee on Aging	23701d
Chinese Newcomers Service Center	23701d

Table 4
Alphabetical Listing of Registered Organizations Reporting
Raffles for 2002

Name of Organization	Revenue and Taxation Code Section
Citrus Heights Quilt Guild	23701g
City of Hope	23701d
City of Hope - 500 Club	23701d
City of Hope AIDS W LA Chapter	23701d
City of Hope - Apparel Industries Chapter	23701d
City of Hope - Construction Industries Alliance #1082	23701d
City of Hope - Food Industries Circle Chapter #1081	23701d
City of Hope - PAC Chapter	23701d
City of Hope Dick Salter Chapter	23701d
City of Hope Doughty-Lewis Memorial Chapter	23701d
City of Hope Elsie Hirsch Chapter 0009	23701d
City of Hope Mark Klass Too Chapter	23701d
City of Hope N. California Food & Drug Council	23701d
City of Hope San Bernardino Chapter 434	23701d
City of Hope Women's Council of Greater LA	23701d
Clifford Harter American Legion Auxiliary #163	23701w
College of the Redwoods Foundation	23701d
Contra Costa Mineral & Gem Society	23701d
Costa Mesa Chamber of Commerce	23701e
Coulterville Fire Brigade	23701d
Council of Orange County Society of St. Vincent de Paul	23701d
Coyote Point Museum Auxiliary	23701d
Culver City Education Foundation	23701d
Culver City Garden Club	23701g
Culver City Rock and Mineral Club	23701g
Davis Rotary Club	23701f
Del Norte Association for Cultural Awareness (DNACA)	23701d
Delta Kappa Gamma Area XIII	23701e
Delta Kappa Gamma (Beta Omicron)	23701d
Delta Kappa Gamma c/o Otis School	23701e
Delta Kappa Gamma Chi State, Area III	23701e
Delta Kappa Gamma Chi State Area VII	23701d
Delta Kappa Gamma Chi State Iota Tau Chapter	23701d
Delta Kappa Gamma/Delta Mu	23701e
Delta Kappa Gamma Int Soc. Chi State CA District XVII Alpha Epsilon	23701e
Delta Kappa Gamma Society International (San Diego)	23701e
Delta Kappa Gamma Society International (Santee)	23701e
Delta Kappa Gamma Society International (Whittier)	23701e
Delta Kappa Gamma Society International Chi State	23701e
Delta Kappa Gamma Society International Chi State Area XII	23701e
Delta Kappa Gamma Society International Zeta Omicron Chapter Chi State	23701b
Delta Kappa Gamma Society, Tau Chapter	23701d
Delta Kappa Gamma Zeta Alpha Chapter	23701e
Diablo Regional Arts Association	23701d
Didion School Forum PTA	23701d
Discovery Science Center of Orange County	23701d
Dixon District Chamber of Commerce	23701e
Dixon Game Conservation Club	23701d
Dixon Sober Grad Night	23701d
Don Diego Memorial Scholarship Fund	23701d
Fallbrook Gem & Mineral Society, Inc.	23701d
Fallbrook Village Rotary Club Foundation	23701d

Table 4
Alphabetical Listing of Registered Organizations Reporting
Raffles for 2002

Name of Organization	Revenue and Taxation Code Section
Family Bridges Inc	23701d
Five Counties Central Labor Council	23701f
Folsom Historical Society	23701d
Fontana Days Fair Boosters Association	23701d
Food Bank of Contra Costa and Solano	23701d
Foothill Family Service	23701d
Fossils For Fun Society, Inc.	23701d
Franklin Elementary School PTA	23701d
Fremont Symphony Orchestra	23701d
Fresno Metropolitan Museum of Art, History and Science	23701d
Fresno Zoological Society	23701d
Friends Outside	23701f
Glinda Services Inc	23701f
Globe Theatres	23701d
Golden Empire Humane Society	23701d
Golden Gate Chapter of California Society of Enrolled Agents	23701e
Golden View Elementary PTA	23701d
Grand Terrace Lions Club	23701d
Greater Eureka Chamber of Commerce	23701e
Greater Lakewood Chamber of Commerce	23701e
Guardsmen	23701d
Habitat for Humanity - Los Angeles	23701d
Habitat for Humanity of Orange County	23701d
Habitat for Humanity Shasta Cascade	23701d
Hangtown Optimist	23701d
Harry Bridges Institute for International Education & Organization	23701d
Heart of the Redwoods Community Hospice	23701d
Highland Ranch Elementary School PTA	23701d
Hikaari No Gakko	23701d
Hip Wah School	23701d
Hospice of Napa Valley, Inc.	23701d
Hotel Employees & Restaurant Employees	23701a
Housing Industry Foundation	23701d
Humboldt County Historical Society	23701d
Ink People, Inc.	23701d
International Brotherhood of Electrical Workers Local 47	23701a
Iota Iota Chapter Delta Kappa Gamma	23701e
Junior Achievement of Santa Clara County	23701d
Junior League of Napa & Sonoma	23701d
Junior League of Palo Alto-Mid Peninsula	23701d
Junior League of San Francisco	23701d
Jurupa Junior All American Football	23701d
Kaweah Delta Foundation	23701d
Kentfield Schools Foundation	23701d
Kern Valley River Council	23701d
King City Rotary Club Foundation	23701f
La Canada Flintridge Educational Foundation	23701d
La Mesa Historical Society Museum:	23701d
LA Orange County Line Chapter of the Womens Council of Realtors	23701e
Lafayette Elementary PTA	23701d
Las Aletas Auxiliary	23701d
Lassen Gem & Mineral Society	23701g

Table 4
Alphabetical Listing of Registered Organizations Reporting
Raffles for 2002

Name of Organization	Revenue and Taxation Code Section
Lions In Sight of California and Nevada	23701d
Little Company of Mary Hospital Foundation	23701d
Lively Arts Foundation	23701d
Livermore Valley Lithophiles	23701d
Lodi Adopt A Child	23701d
Long Beach Bar Foundation	23701d
Long Beach Symphony Orchestra	23701d
Los Angeles Philharmonic Assn	23701d
Making Headway, Inc.	23701d
Mammoth Lakes Foundation	23701d
Marin Interfaith Outreach	23701d
Marine Corps League	23701w
Matrix Parent Network & Resource Center	23701d
Maturango Museum of the Indian Wells Valley	23701d
Mendocino Cancer Resource Center	23701d
Mendocino Coast Gem & Mineral Society	23701d
Mendocino Coast Hospital Foundation	23701d
Menlo Park Atherton Education Foundation	23701d
Middletown Senior Citizens, Inc.	23701d
Monterey County Cattlemen's Association	23701d
Monterey County Family Child Care Association	23701d
Monterey County Peace Officers Association	23701b
Monterey Peninsula Quilters Guild	23701d
Motherlode Mineral Society	23701f
Mountain Play Association	23701d
Music in Schools Today	23701d
Music in the Mountains	23701d
Napa County Farm Bureau	23701a
National Association for Equal Justice in America	23701d
National Charity League Juniors	23701d
National Charity League San Diego Chapter	23701d
National Heritage Foundation	23701d
Natividad Medical Foundation	23701d
NCRSO INC	23701d
Neil A. Armstrong School FOCUS Program	23701d
Nite Owl Quilters Guild	23701g
North Coast Clinics Network	23701d
North Coast Interpretive Association	23701d
North Orange County Gem and Mineral Society, Inc.	23701d
Northcoast Children's Services	23701d
Northern Mariposa County History Center	23701d
Novato Theater Restoration Committee	23701d
Off Road Business Assn	23701e
Olive School PTA	23701d
Orange Belt Mineralogical Society Inc.	23701d
Orange County Quilters Guild	23701g
Orangewood Children's Foundation	23701d
Orcutt Mineral Society, Inc.	23701f
Oxnard Gem & Mineral Society	23701d
Pacific Boychoir Academy	23701d
Palm Desert Chamber of Commerce	23701e
Palm Springs Chamber of Commerce	23701e

Table 4
Alphabetical Listing of Registered Organizations Reporting
Raffles for 2002

Name of Organization	Revenue and Taxation Code Section
Paradise Gem and Mineral Club	23701d
Parrot Education & Adoption Center	23701d
Pegasus Riding Academy for the Handicapped	23701d
Peninsula Education Foundation	23701d
Peninsula Youth Theatre	23701d
Petaluma Boys & Girls Club	23701d
Polish University Club of Los Angeles	23701d
Pomona Valley Habitat for Humanity	23701d
Pro Youth	23701d
Project Angel Food	23701d
Pueblo Vista Traditional PTA	23701d
Puente Hills Gem & Mineral Club, Inc.	23701d
Quilters by the Sea	23701g
Quilters Piece Corps of Victor Valley	23701g
Rainbow Children's Center: A Fund of Solano Community Foundation	23701d
Redwood Coast Seniors	23701d
Redwood Tole Folk	23701d
Ripon Quarterback Club, Inc.	23701d
Ronald McDonald House at Stanford	23701d
Rotary Club of Del Mar Foundation Trust	23701d
Rotary Club of Mad River	23701f
Rotary Club of Southwest Eureka	23701f
Rotary International of Sonoma Valley	23701g
Sacramento Mineral Society, Inc.	23701g
Salinas High School Booster Club	23701d
San Diego County Reserve Commanders Association	23701d
San Francisco Aeronautical Society	23701d
San Francisco Bay West Highland White Terrier Club	23701g
San Francisco Gem & Mineral Society	23701d
San Francisco Women's Rehabilitation Foundation	23701f
San Geronio Wilderness Association	23701d
San Jose Police Activities League	23701d
San Luis Obispo Mozart Festival Association	23701g
San Mateo County Historical Association	23701d
Santa Barbara Chamber Orchestra	23701d
Santa Barbara Children's Chorus	23701d
Santa Barbara Zoological Foundation	23701d
Santa Clara Valley Gem & Mineral Society	23701d
Santa Clarita Valley Youth Orchestra	23701d
Santa Rosa Mineral & Gem Society	23701d
Santa Ynez Valley Chorale	23701d
Second Harvest Food Bank of Santa Clara & San Mateo Counties	23701d
Shadow Mountain Gem & Mineral Society	23701f
Shasta Gem & Mineral Society	23701g
Shelter Against Violent Environments	23701d
Shingle Springs/Cameron Park Chamber of Commerce	23701e
Shingletown Community Center Corp	23701d
Shoal Creek Elementary PTA	23701d
Shoal Creek Elementary School Educational Foundation	23701d
Soledad Community Mission Fiesta, Inc.	23701d
Solvang Heritage Associates	23701d
Somerset Pioneer Lions Club	23701i

Table 4
Alphabetical Listing of Registered Organizations Reporting
Raffles for 2002

Name of Organization	Revenue and Taxation Code Section
Sonoma Country Day Parents, Inc.	23701d
Soroptimist International of Calistoga	23701f
Soroptimist International of Cloverdale	23701l
Soroptimist International of Eureka, Inc.	23701d
Soroptimist International of Fort Bragg	23701e
Soroptimist International of Greater Davis	23701f
Soroptimist International of Lamorinda	23701b
Soroptimist International of Marin County	23701l
Soroptimist International of McKinleyville	23701b
Soroptimist International of Sacramento South	23701f
Soroptimist International of Santa Rosa	23701d
Soroptimist International of St. Helena	23701b
Soroptimist International of Susanville	23701d
Soroptimist International of Vacaville	23701b
Soroptimist International of Winters	23701d
Soroptimist International Sacramento North	23701f
Soroptimist Intl of Pleasant Hill	23701g
Soroptimist Intl of Vallejo Inc	23701e
South Bay Bird Society	23701g
South Coast Symphony	23701d
Southern Trinity Health Services	23701f
St. Joseph's Salesian Youth Renewal Center	23701d
Stockton Lapidary & Mineral Club	23701d
Stockton Symphony Association, Inc.	23701d
Straight Arrow Bowhunters, Inc.	23701g
Straight Way Incorporated	23701d
Susan Komen Breast Cancer Foundation	23701d
Sutter Auburn Faith Hospital Foundation	23701d
Tassajara Symphony Orchestra Inc	23701d
Taylor Family Foundation, Inc. (The)	23701d
Thousand Oaks Rotary Club	23701f
Tierra Buena Elementary PTA	23701d
Tollhouse Post 350, The American Legion	23701w
Toro Baseball Inc	23701d
Torrey Pines High School Foundation	23701d
Truckee Sunrise Rotary Club	23701l
UFCW Local 770 Icaza Foundation	23701d
UFCW Region 8 States Council	23701a
United Cerebral Palsy of Orange County	23701d
United Cerebral Palsy of San Francisco	23701d
Vacaville Museum	23701d
Vacaville Quarterback Club, Inc..	23701d
Vallejo Senior Citizens Council Inc	23701f
Valley Committee for the LA Philharmonic	23701d
Valley Gems	23701d
Valley Juniors for the Los Angeles Philharmonic	23701d
Vector Health Programs, Inc.	23701d
Ventura Gem & Mineral Society, Inc.	23701d
Victor Valley Gem & Mineral Club	23701g
Vista Community Clinic	23701d
Visual Aid: Artists for Aids Relief	23701d
Washington Middle School Band Boosters	23701d

Table 4
Alphabetical Listing of Registered Organizations Reporting
Raffles for 2002

Name of Organization	Revenue and Taxation Code Section
Washington Union Educational Foundation	23701d
Weingart Center Association, Inc.	23701d
Westside Family Health Center	23701d
Widows, Orphans and Disabled Firemen's Fund	23701d
Windy Acres For Preschoolers	23701d
Womens Recovery Association of SMC	23701d
Woodland District Chamber of Commerce	23701e
Woodland Hills Rock Chippers, Inc.	23701d
Yolo County Historical Museum	23701d
Yorba Linda Historical Society & Heritage Museum - Quilt Daze	23701d
Yu-Ai Kai/Japanese American Community Senior Serv. of San Jose	23701g
Yucaipa Valley Gem & Mineral Society	23701f
Zeta Zeta Chapter Delta Kappa Gamma International	23701e
Zoological Society of San Diego	23701d

Page intentionally left blank

Table 5

Alphabetical Listing of Registered Organizations Reporting Raffles for 2003

Name of Organization	Revenue and Taxation Code Section
A S Foundation/Orange County	23701f
Aiki Integrated Arts	23701d
Alpine Country Quilters	23701g
American Legion - Dist. #1 - Dept. of California	23701w
American Legion Auxiliary #584	23701w
American Legion Auxiliary (Hemet)	23701w
American Legion Auxiliary Petite Salon #171	23701w
American Legion Auxiliary Unit 135	23701w
American Legion Auxiliary Unit 149	23701w
American Legion Auxiliary Unit 282	23701d
American Legion Auxiliary Unit 820	23701w
American Legion Auxiliary, Modesto Unit 74	23701w
American Legion Post 3	23701w
American Legion, Willits Post 174	23701w
American Society of Women Accountants	23701e
Antelope Valley Gem & Mineral Club	23701d
Antioch Lapidary Club	23701g
Architectural Foundation of San Francisco	23701d
Asian Community Mental Health Board, Inc.	23701d
Asian Pacific American Legal Center	23701f
Asian Pacific Youth Leadership Project	23701d
Assistance League of Auburn Foothills	23701d
Assistance League of Bakersfield	23701d
Assistance League of Glendale	23701d
Assistance League of Long Beach	23701f
Assistance League of North Coast	23701d
Assistance League of San Fernando Valley	23701d
Assistance League of Santa Clarita	23701d
Baker Home and School Partnership	23701d
Beach Cities Quilters Guild	23701d
Benevolent & Protective Order of Elks #1587	23701l
Benita Bike's Danceart, Inc.	23701d
Berkeley Symphony Orchestra	23701g
Big Dog Foundation	23701d
Birthright Santa Cruz	23701d
Blind and Visually Impaired Center of Monterey County, Inc.	23701d
Boys & Girls Club of Auburn	23701d
Boys & Girls Club of San Marcos	23701d
Boys & Girls Clubs of Fullerton	23701d
Brentwood Police Officer's Association, Inc.	23701f
Brethren Hillcrest Homes	23701d
Brother Benno Foundation, Inc.	23701d
Buddhist Compassion Relief Tzu Chi Foundation	23701d
Buddhist Temple of Salinas	23701d
Burbank Chamber of Commerce	23701e
Burney-Fall River Education Foundation	23701d
Burnon, Inc. dba Rubicon Theatre Co.	23701d
Byron-Delta Lions Club	23701d

Table 5

Alphabetical Listing of Registered Organizations Reporting Raffles for 2003

Name of Organization	Revenue and Taxation Code Section
Cabrillo Music Theatre	23701d
Cal Sailing Club	23701d
California Architectural Foundation (The)	23701d
California Association for Family Child Care	23701d
California Assn of Physically Handicapped, Inc. - Fresno Cnty Chptr	23701d
California Brittany Club	23701g
California Deer Association	23701d
California Dental Association Foundation	23701d
California Shakespeare Theater	23701d
California Shock Trauma Air Rescue (CALSTAR)	23701d
California State Horsemen's Association (CSHA) Region 2	23701g
California State Horsemen's Association Region 5	23701d
California State University, Long Beach Foundation	23701d
California Striped Bass Association	23701g
Capistrano Unified School District Foundation	23701d
Capital City Model Mugging Impact	23701d
Cardiff-by-the-Sea Chamber of Commerce	23701e
Caring For Children & Families With AIDS	23701d
Carl R. Meairs American Legion Auxiliary Unit 289	23701w
Carole Sund/Carrington Foundation	23701d
Caspar Children's Garden	23701d
Cayucos Lions Club	23701f
Center for Positive Prevention Alternatives, Inc	23701d
Central California Fellowship of AA (CCFAA)	23701d
Central Coast Hospice Foundation	23701d
Central West Ballet	23701d
Chi State Learning is for Everyone Foundation	23701d
Chico Chamber of Commerce	23701e
Children's Benefit League	23701d
Children's Food Network	23701d
Children's Hospital Central California Foundation	23701d
Chinatown Community Development Center	23701f
Chinese Newcomers Service Center	23701d
Clifford Harter American Legion Auxiliary #163	23701w
Cloverdale Historical Society	23701d
College of the Redwoods Foundation	23701d
Commission on Human Concerns	23701f
Common Threads Quilt Guild	23701g
Community Association of the Peninsula	23701d
Community Planning & Advisory Council, Inc.	23701f
Community Services Planning Council	23701f
Costa Mesa Chamber of Commerce	23701e
Council of Orange County Society of St. Vincent de Paul	23701d
Council on Alcoholism & Drug Abuse	23701f
Country Lane Home & School Club	23701d
Coyote Point Museum Auxiliary	23701d
Creative Center Foundation	23701g
Cruisin For A Cure	23701d

Table 5

Alphabetical Listing of Registered Organizations Reporting Raffles for 2003

Name of Organization	Revenue and Taxation Code Section
Culver City Education Foundation	23701d
Deaf Community Service of San Diego, Inc.	23701d
Del Norte Association for Cultural Awareness (DNACA)	23701d
Delta Kappa Gamma - Chi State Iota Tau Chapter	23701d
Delta Kappa Gamma - Gamma Tau	23701b
Delta Kappa Gamma - Gamma Zeta	23701g
Delta Kappa Gamma Chi State Area XVI	23701e
Delta Kappa Gamma Society International - Chi State	23701e
Delta Kappa Gamma Society International Chi State, Area XII	23701e
DGI Services	23701d
Diablo Regional Arts Association	23701d
District 15 Al-Anon/Alateen Information Services	23701d
Dixon Cooperative Nursery School	23701d
Dixon District Chamber of Commerce	23701e
Dixon Little League	23701d
Dixon Veterans of Foreign Wars Post 8151	23701w
Don Diego Memorial Fund	23701d
Double Check Retreat, Inc.	23701d
Dr. Laura Schlessinger Foundation	23701d
Dublin Partnership in Education	23701d
Dunsmore Elementary School PTA	23701d
East Bay Association of Enrolled Agents	23701d
El Cajon Valley Gem & Mineral Society	23701g
Epilepsy Network	23701d
Escondido Library Endowment Foundation	23701d
European Train Enthusiasts	23701d
Families United, Inc.	23701f
Family Child Care Association of San Luis Obispo County	23701d
Family Self Sufficiency	23701d
Feral Cat Foundation	23701d
Festival of Arts of Laguna Beach	23701d
Five Acres	23701g
Food Bank of Contra Costa and Solano	23701f
Foothill Family Service	23701d
Foothill Quilters Guild, Inc.	23701d
Fossils For Fun Society, Inc.	23701d
Founder Region Fellowship	23701b
Fremont Symphony Orchestra	23701g
Fresno Zoological Society	23701d
Friends of the Lompoc Library System	23701d
Friendship Quilters of San Diego	23701g
Get Involved For Mental Health	23701d
Giants Community Fund	23701d
Girls Incorporated of Greater Santa Barbara	23701d
Glendale Quilt Guild	23701g
Globe Theatres	23701d
Golden Empire Humane Society	23701d
Golden View Elementary PTA	23701d

Table 5

Alphabetical Listing of Registered Organizations Reporting Raffles for 2003

Name of Organization	Revenue and Taxation Code Section
Grand Terrace Lions Club	23701d
Grandparents Parenting . . . Again	23701d
Greater Bay Area Make-A-Wish Foundation	23701d
Guild of Tehachapi Hospital	23701d
H.E.L.P. (Healthcare & Elder Law Programs)	23701d
Hamilton City Volunteer Fire Department	23701g
Hanford High School Quarterback Club	23701d
Harbor Beach Div 77 Scholarship Foundation	23701d
Harbor-UCLA Collegium	23701d
Haute Couture Societe	23701d
Heart Spectacular Celebration	23701d
Heavenly Boosters	23701d
Help of Ojai, Inc.	23701d
Helpers of the Mentally Retarded	23701d
Hens & Chickens Quilt Fellowship, Aux. of Golden West College Fnd.	23701d
Highland High School Instrumental Music Boosters Club	23701d
Hillsborough Auxiliary to Community Gatepath	23701d
Horse Power Sanctuaries, Inc.	23701d
Hospice of Morongo Basin	23701d
Hospice of Napa Valley, Inc.	23701d
Hospice Partners of the Central Coast	23701d
Humane Society for Inland Mendocino County	23701d
Humboldt Senior Resource Center	23701f
Ident-A-Child	23701d
Imperial Valley Vegetable Growers Association	23701a
In-N-Out Burger Foundation	23701d
Indian Wells Gem & Mineral Society, Inc.	23701g
Inside Out Community Arts, Inc.	23701d
Institute for Applied Biomedicine	23701d
Interface Children Family Services	23701d
Iota Iota Chapter Delta Kappa Gamma	23701b
Ivy Academy Foundation of San Francisco	23701d
Japan America Society of Southern California	23701d
Japanese American Citizen's League - Sacramento Chapter	23701d
Japanese American National Museum	23701d
Jr. League of Palo Alto - Mid Peninsula	23701f
Junior League of Monterey County, Inc.	23701d
Junior League of Napa-Sonoma	23701d
K.V. Mart Education Foundation	23701d
King City Rotary Club Foundation	23701f
Kings Co. Art Center Foundation, Inc.	23701d
Kiwanis Club of Sacramento, American River	23701d
Kiwanis Club of the Highlander, La Habra	23701d
La Canada Flintridge Educational Foundation	23701d
La Jolla Kiwanis Foundation	23701d
La Mesa Historical Society	23701d
LA-Orange County Line Chapter of Women's Council of Realtors	23701e
Ladera Elementary School	23701d
Lamb's Players Theatre	23701d

Table 5

Alphabetical Listing of Registered Organizations Reporting Raffles for 2003

Name of Organization	Revenue and Taxation Code Section
Las Aletas Auxiliary	23701d
Lassen Gem & Mineral Society	23701g
LCF Rotary Foundation	23701d
League of Women Voters of Alameda	23701f
Leukemia & Lymphoma Society (San Diego)	23701d
LITA of Marin	23701d
Literacy Support Council of Placer County	23701d
Little Company of Mary Community Health Foundation	23701d
Livermore Valley-Lithophiles	23701d
Lomita Railroad Museum Foundation	23701d
Lori Jane Foundation	23701d
Los Angeles Chamber Orchestra	23701d
Los Angeles Clippers Foundation	23701d
Los Angeles Computer Society	23701d
Los Angeles County Fair Association	23701a
Luso-American Education Foundation	23701d
Madrone Elementary PTA	23701d
Mae Nesbit PTA	23701d
Magic Circle Repertory Theatre	23701d
Making Headway, Inc.	23701d
Marin Advocates for Children	23701d
Marin Interfaith Youth Outreach	23701d
Marine Advanced Technology Education Center	23701d
Martin C. Kauffman 100 Club of Alameda County	23701d
Maturango Museum of Indian Wells Valley	23701d
Menlo Park-Atherton Education Foundation	23701d
Mental Health Consumer Concerns	23701d
Mobile Medical Office	23701d
Monterey County Cattlemen's Association	23701e
Monterey County Family Child Care Association	23701d
Monterey Peninsula Quilters Guild	23701d
Mountain Play Association	23701d
Mountain View PTA	23701d
Mountain Women's Resource Center	23701f
Mt. Diablo Elementary Parent Faculty Club	23701d
Napa Valley Symphony League	23701d
National Center on Disability and Journalism	23701d
National Steinbeck Center	23701d
Native Daughters of the Golden West - Donner Parlor #193	23701b
NCRSO, INC.	23701d
Neighborhood Partnership of Montclair	23701d
Neil A. Armstrong School FOCUS Program	23701d
Nelson Soccer Club	23701d
New West Symphony	23701f
Nite Owl Quilters Guild	23701g
North Bay Chapter - Trout Unlimited	23701d
North Orange County Gem & Mineral Society, Inc.	23701g
North Valley Rose Brushes	23701d
Northern California Council of Activity Coordination (NCCAC)	23701e

Table 5

Alphabetical Listing of Registered Organizations Reporting Raffles for 2003

Name of Organization	Revenue and Taxation Code Section
Northern California World Service Area of AFG, Inc.	23701b
Northern Mariposa County History Center	23701d
Oak Mesa Elementary PTA	23701d
Oakbrook Elementary PTA	23701d
Pacific Boychoir Academy	23701d
Pacific Chorale	23701d
Pacific Coast Air Museum	23701d
Palm Springs Chamber of Commerce	23701e
Palm Springs Desert Museum	23701d
Palmdale Gem and Mineral Club	23701g
Palos Verdes Art Center	23701d
Parents and Friends for the Retarded at Golden State, Inc.	23701d
Parents Coordinating Council	23701d
Parrot Education & Adoption Center	23701d
Peninsula Committee Childrens Hospital	23701d
Peninsula Committee for the Los Angeles Philharmonic Orchestra	23701d
Penn Valley Hi-Graders Lions Club	23701f
Placer County SPCA	23701d
Police Dog Foundation, Inc.	23701d
Polish University Club of Los Angeles	23701d
Pomona Valley Habitat for Humanity, Inc.	23701d
Portraits from the Heart	23701d
Public Allies	23701d
Puente Hills Gem & Mineral Club, Inc.	23701d
Quilters Piece Corps of Victor Valley	23701g
Rebuilding Together Peninsula	23701f
Redwood Day School Parents' Association	23701d
Redwood Tole Folk	23701e
Richmond Community Association	23701d
Ride On LA	23701d
Ripon Quarterback Club, Inc.	23701d
Rotary Club of Foothill-Highlands	23701f
Rotary Club of Los Olivos	23701d
Rotary Club of Mad River	23701f
Rotary Club of Villa Park	23701f
Sacramento Mineral Society, Inc.	23701g
Sacramento Salon #132 - 8+40	23701w
San Bernardino Area Chamber of Commerce	23701e
San Diego Alliance for Asian Pacific Islander	23701d
San Diego Chapter of Sweet Adelines, Inc.	23701d
San Diego Feeling Good	23701d
San Fernando Valley Quilt Association	23701d
San Francisco Bay West Highland White Terrier	23701g
San Francisco Food Bank	23701d
San Francisco Gem & Mineral Society	23701d
San Joaquin River Parkway & Conservation Trust	23701d
San Jose Parlor #81 Native Daughters of the Golden West	23701b
San Jose Police Activities League	23701d
San Mateo High School Music Boosters	23701d

Table 5

Alphabetical Listing of Registered Organizations Reporting Raffles for 2003

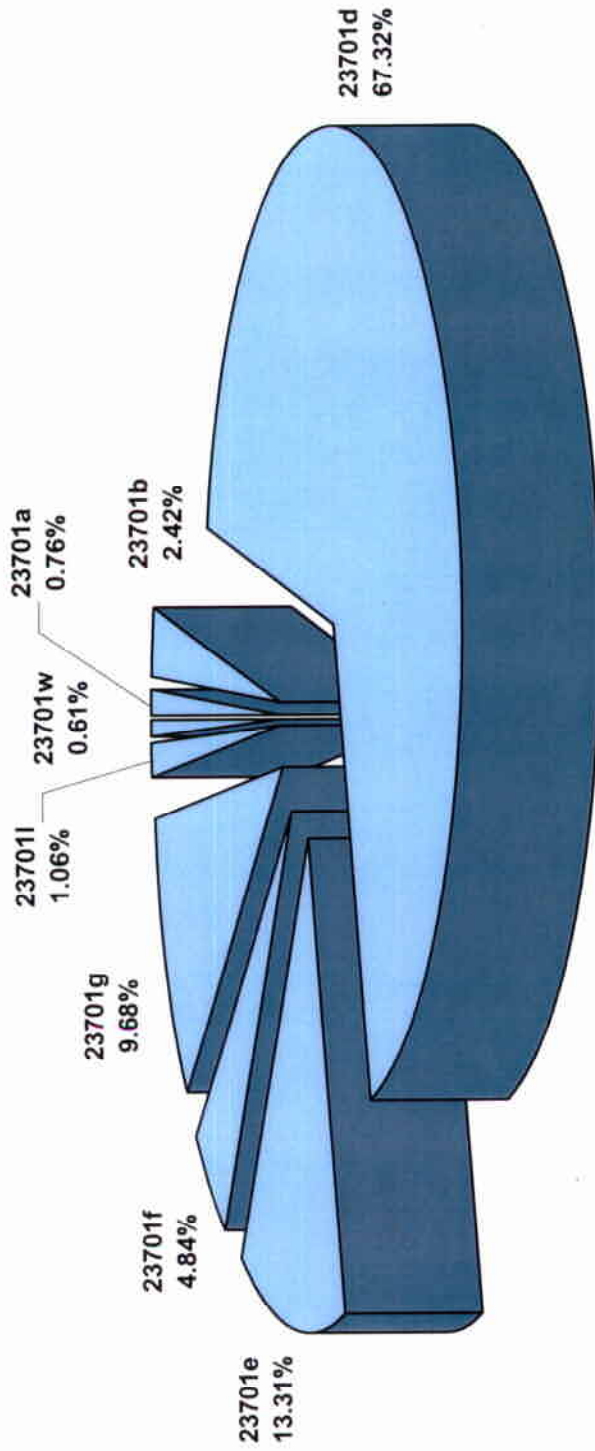
Name of Organization	Revenue and Taxation Code Section
Santa Barbara Bowl Foundation	23701b
Santa Barbara Museum of Art	23701d
Santa Barbara Outrigger Canoe Club	23701d
Santa Clara American Legion Auxiliary	23701w
Santa Clara Valley Chapter of the Ninety-Nines, Inc.	23701d
Santa Clara Valley Gem & Mineral Society	23701d
Save Ourselves/Y-Me Breast Cancer Organization	23701d
SD Omkar Ramayan Mandali	23701d
Second Harvest Food Bank, Inc. of Santa Clara & San Mateo Counties	23701d
Shelter Partnership, Inc.	23701d
Shingle Springs-Cameron Park Chamber of Commerce	23701e
Shingletown Community Center Corp.	23701d
Shoal Creek Elementary PTA	23701d
Shoal Creek Elementary School Educational Foundation	23701d
SLO Quilters	23701d
Soledad Community Mission Fiesta, Inc.	23701d
Solvang Heritage Association	23701d
Sonoma Country Day Parents	23701d
Sonoma County Medical Association Alliance	23701e
Sonoma County Medical Association Alliance Foundation, Inc.	23701d
Soroptimist International Marysville Yuba City	23701f
Soroptimist International of Bigfoot Country	23701d
Soroptimist International of Calistoga	23701f
Soroptimist International of Central Solano County	23701d
Soroptimist International of Cloverdale	23701d
Soroptimist International of Fort Bragg, Inc.	23701e
Soroptimist International of Lamorinda	23701b
Soroptimist International of Marin County	23701l
Soroptimist International of Santa Rosa	23701f
Soroptimist International of Vacaville	23701b
Soroptimist International of Walnut Creek	23701f
Soroptimist International of Winters	23701e
Soroptimist International of Yreka	23701d
South Bay Bird Society	23701g
South Bay Quilters Guild	23701d
South Shores Division #60 Scholarship Foundation CRTA	23701e
Special Olympics Northern California	23701d
St. Andrew Society of Los Angeles	23701l
St. Joseph's Salesian Youth Renewal Center	23701k
Stone Valley Middle School Education Fund	23701d
Stone Valley Middle School PTA	23701d
Straight Arrow Bowhunters, Inc.	23701g
Sugar Hill PTA	23701d
Sunshine Quilt Guild	23701d
Susan G. Komen Breast Cancer Foundation	23701d
Susan G. Komen Breast Cancer Foundation - San Diego Affiliate	23701d
Sutter Auburn Faith Foundation	23701d
Sutter North Medical Foundation	23701d
Sycamore Canyon School PTA	23701d

Table 5**Alphabetical Listing of Registered Organizations Reporting Raffles for 2003**

Name of Organization	Revenue and Taxation Code Section
Tehachapi Humane Society	23701d
Terra Linda Scholarship Foundation	23701d
Thousand Oaks Girls Softball	23701d
Tierra Buena Elementary PTA	23701d
Tollhouse Post 350, The American Legion	23701w
Toro Pony Baseball	23701g
Tree of Life - A Crisis Pregnancy Center	23701d
Tuolumne City Memorial Museum	23701d
Twin Peaks Middle School Foundation	23701d
University Art Museum Council	23701d
Upward Bound House	23701d
Vacaville Fiesta Days	23701g
Valley Committee for the Los Angeles Philharmonic	23701d
Valley Quilters Guild	23701d
Vector Health Programs, Inc.	23701d
Ventura Gem & Mineral Society, Inc.	23701d
Victor Valley Gem & Mineral Club	23701g
Vista Community Clinic	23701d
Vista Gem & Mineral Society, Inc.	23701d
VNA & Hospice Foundation	23701d
Washington Middle School Band Boosters	23701d
Weingart Center Association, Inc.	23701d
Wellness Community (The)	23701d
Wellness Community - South Bay Cities	23701d
West Enterprise Center	23701d
Westside Co-op Preschool	23701d
Widows, Orphans & Disabled Firemen's Fund	23701d
Wild Iris Women's Services of Bishop, Inc.	23701d
Winters Friends of the Library	23701d
Women's Committee of the Glendale Symphony Orchestra Assn.	23701d
Women's Committee of the Los Angeles Philharmonic	23701d
Woodland Street Cruisers, Inc.	23701f
Yolo County Farm Bureau	23701a
Young Audiences of the Bay Area	23701d
Youth Mentoring Connection	23701d
Yu-Ai Kai/Japanese American Community Senior Srv. of San Jose	23701g
Yucaipa Valley Gem & Mineral Society, Inc.	23701f
YWCA of North Orange County	23701d
Zonta Club of Pasadena Foundation	23701d

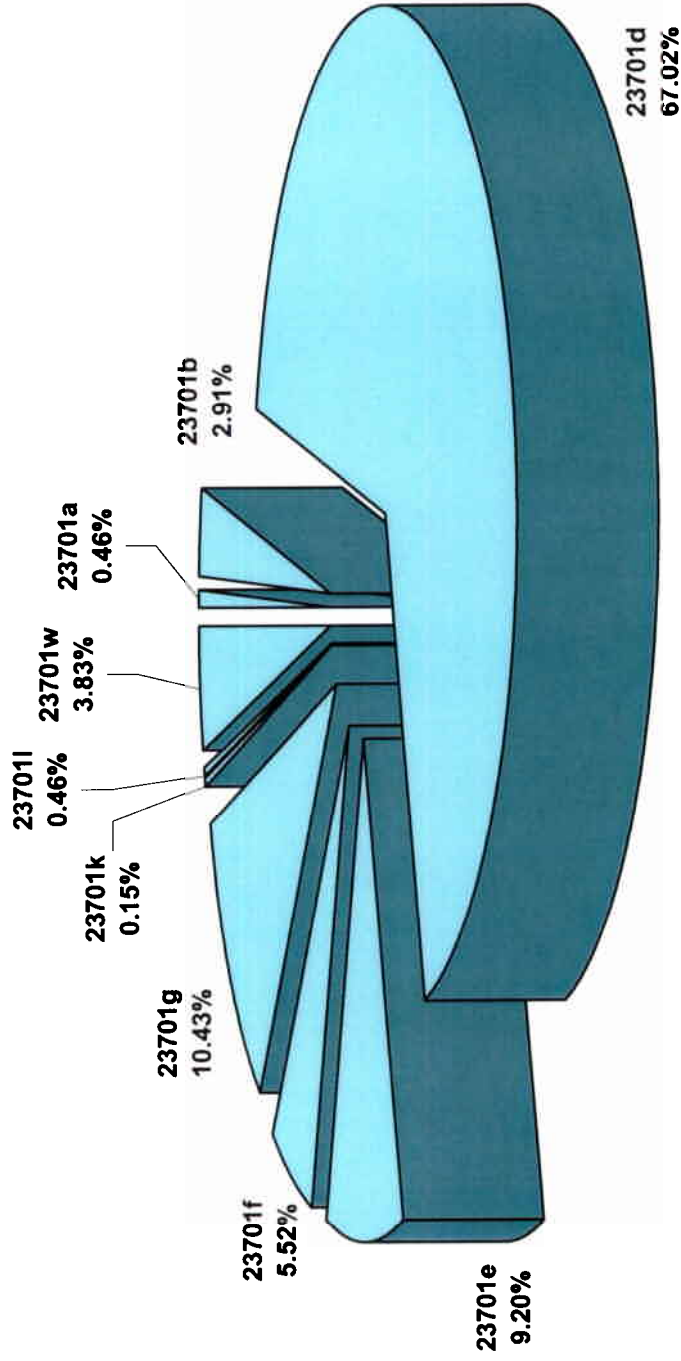
Page intentionally left blank

Chart 1
Percentage of All Raffles Conducted by Each Type of Organization Under
Revenue and Taxation Code Section 23701
July 1, 2001 - August 31, 2002



- 23701a - labor, agricultural, or horticultural organizations
- 23701b - fraternal beneficiary societies, orders or associations
- 23701d - religious, charitable, scientific, testing for public safety, literary, educational, amateur sports or prevention of cruelty to children or animals organizations
- 23701e - business leagues, chambers of commerce, real estate boards, and boards of trade
- 23701f - civic leagues, social welfare organizations and local employee organizations
- 23701g - nonprofit pleasure and recreation clubs
- 23701i - domestic fraternal societies, orders or associations
- 23701w - veterans organizations

Chart 2
Percentage of All Raffles Conducted by Each Type of Organization Under
Revenue and Taxation Code Section 23701
September 1, 2002 - August 31, 2003



- 23701a - labor, agricultural, or horticultural organizations
- 23701b - fraternal beneficiary societies, or orders or associations
- 23701d - religious, charitable, scientific, testing for public safety, literary, educational, amateur sports or prevention of cruelty to children or animal organizations
- 23701e - business leagues, chambers of commerce, real estate boards, and boards of trade
- 23701f - civic leagues, social welfare organizations and local employee organizations
- 23701g - nonprofit pleasure and recreation clubs
- 23701k - religious or apostolic corporations having community treasury
- 23701l - domestic fraternal societies, orders or associations
- 23701w - veterans organizations

Chart 3
Gross Receipts From Ticket Sales by Each Type of
Organization Under Revenue and Taxation Code Section 23701
July 1, 2001 - August 31, 2002

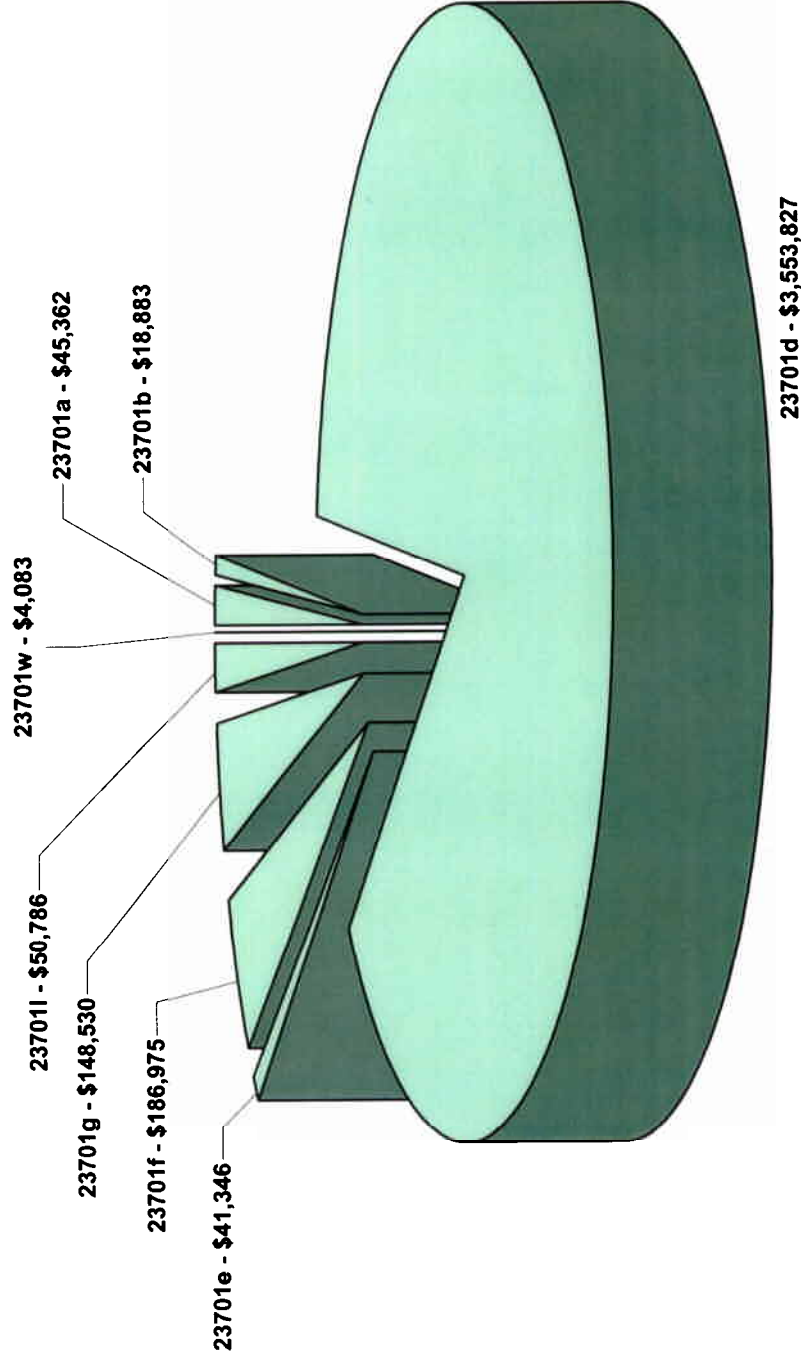


Chart 4
Gross Receipts From Ticket Sales by Each Type of
Organization Under Revenue and Taxation Code Section 23701

September 1, 2002 - August 31, 2003

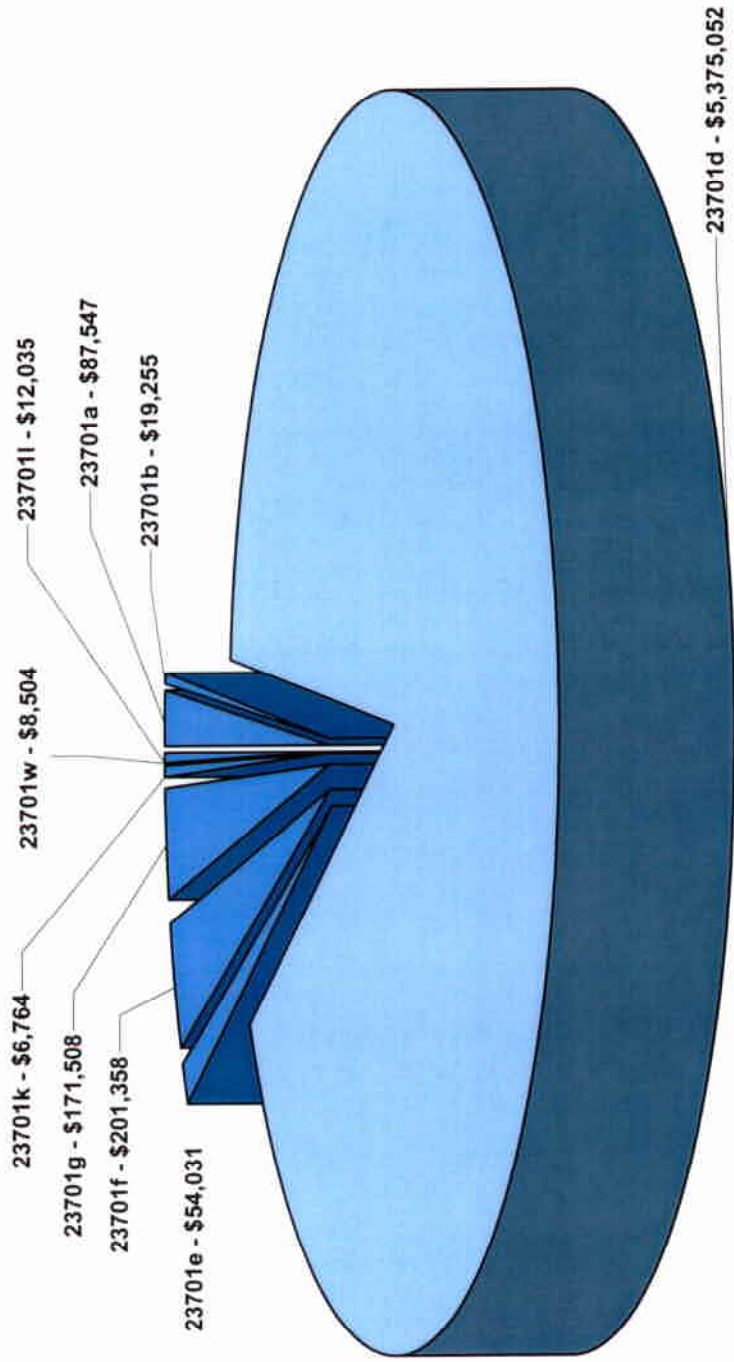
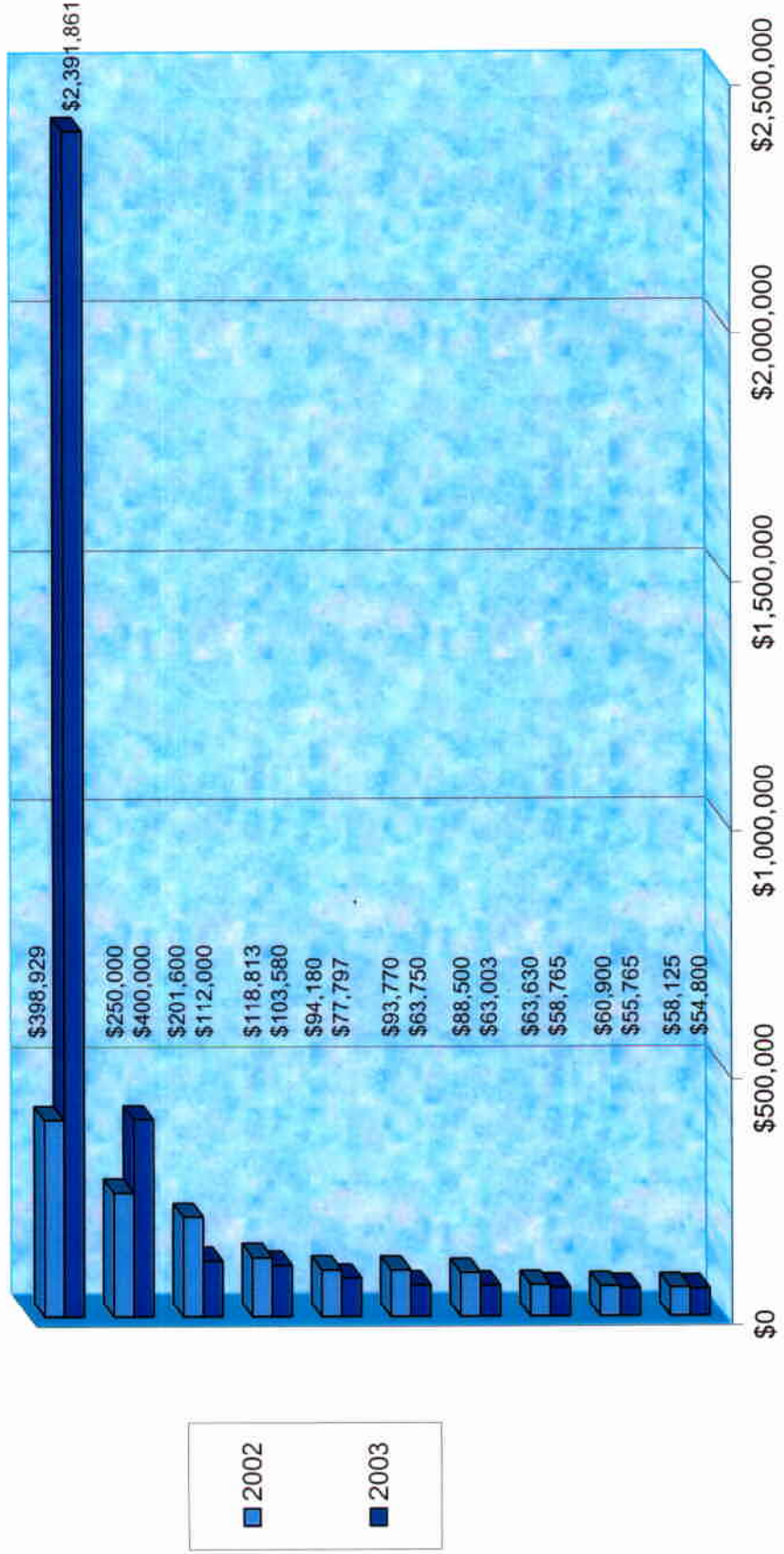
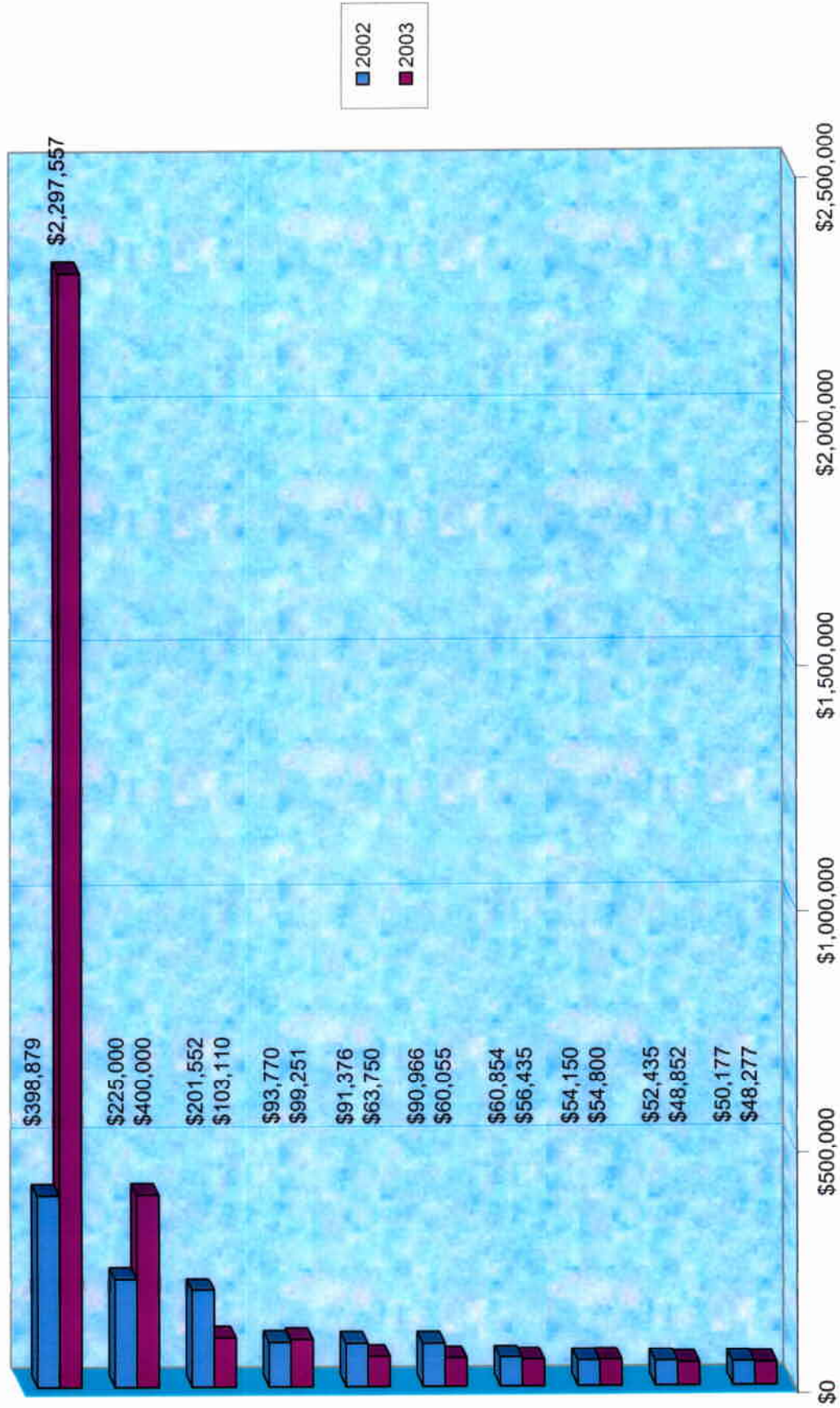


Chart 5
Top 10 Raffles Based on Ticket Sales for 2002 and 2003



Each of the top ten raffle ticket sales amounts (Column A from Tables 1 and 2) represents sales from one raffle.

Chart 6
Top 10 Raffles Based on Amounts to Charities
for 2002 and 2003



Each of the top ten raffles based on the amounts to charities
 (Column E from Tables 1 and 2) represents proceeds from one raffle.



APPLICATION FOR REGISTRATION

NON-PROFIT RAFFLE PROGRAM

(California Penal Code section 320.5)

A completed registration form and registration fee must be submitted by September 1 of each year (September 1 through August 31) during which a raffle is expected to be conducted.

A CHECK IN THE AMOUNT OF \$20 MADE PAYABLE TO DEPARTMENT OF JUSTICE MUST ACCOMPANY THIS REGISTRATION FORM

If you do not receive a decision on this application within 30 days from the time it is received by the Department of Justice, you may apply to the Attorney General for a refund of the fee. (See Cal. Code of Regulations, Title 11, section 419.1.)

MAIL TO:
Office of the Attorney General
Registry of Charitable Trusts
P.O. Box 903447
Sacramento, CA 94203-4470

STREET ADDRESS:
1300 I Street
Sacramento, CA 95814
Telephone: (916) 445-2021

WEBSITE ADDRESS:
<http://ag.ca.gov/charities/>

		(For Registry Use Only)	
		Raffle Registration Number: _____	
Name of Organization		Provide at least one of the following: Federal Tax Identification Number/Employer Identification Number: _____ Corporate Number: _____ Organization Number: _____ Charitable Trust Number: _____	
Address of Organization			
City or Town, State and ZIP Code			
E-mail Address			
Telephone Number			
Fax Number			
Specify the organization's tax exempt status as granted pursuant to Revenue and Taxation Code section:			
<input type="checkbox"/> 23701a Labor, agricultural, or horticultural organizations	<input type="checkbox"/> 23701g Nonprofit pleasure and recreation clubs		
<input type="checkbox"/> 23701b Fraternal beneficiary societies, orders or associations	<input type="checkbox"/> 23701k Religious or apostolic corporations having common or community treasury		
<input type="checkbox"/> 23701d Religious, charitable, scientific, testing for public safety, literary, educational, amateur sports or prevention of cruelty to children or animals organizations	<input type="checkbox"/> 23701l Domestic fraternal societies, orders or associations		
<input type="checkbox"/> 23701e Business leagues, chambers of commerce, real estate boards, and boards of trade	<input type="checkbox"/> 23701t Homeowners associations		
<input type="checkbox"/> 23701f Civic leagues, social welfare organizations and local employee organizations	<input type="checkbox"/> 23701w Veterans organizations		
Proposed date(s) of raffle(s) _____ (Required for application approval)			
By signing this application for registration, I hereby certify that the organization named herein as the applicant is a private, nonprofit organization and has been qualified to conduct business in the State of California for at least one year prior to the raffle first held and that all other information provided on this application is true and correct.			
_____ Signature of Fiduciary Who Prepared the Report		_____ Date	
_____ Printed Name of Fiduciary		_____ Title of Fiduciary	



NONPROFIT RAFFLE REPORT

A separate report must be completed for each raffle conducted during a reporting year (September 1 through August 31).

Reports are due on or before September 1.
(California Penal Code section 320.5)

MAIL TO:
Office of the Attorney General
Registry of Charitable Trusts
P.O. Box 903447
Sacramento, CA 94203-4470

STREET ADDRESS:
1300 I Street
Sacramento, CA 95814
Telephone: (916) 445-2021

WEBSITE ADDRESS:
<http://ag.ca.gov/charities/>

Part A: General Organization Reporting Information

<p>Name of Organization _____</p> <p>Address of Organization _____</p> <p>City or Town, State and ZIP Code _____</p> <p>E-mail Address: _____</p> <p>Telephone Number: _____</p> <p>Fax Number: _____</p>	<p>Provide at least one of the following:</p> <p>Raffle Registration Number: _____</p> <p>Federal Tax Identification Number/Employer Identification Number: _____</p> <p>Corporate Number: _____</p> <p>Organization Number: _____</p> <p>Charitable Trust Number: _____</p>
---	--

Part B: Raffle Information (A separate report must be completed for each raffle held during this reporting year.)

1. Date of raffle: _____

Location of raffle: _____ City _____ County _____

2. Total funds received from sale of raffle tickets: \$ _____

3. Total expenses for conducting the raffle: \$ _____

4. Were funds from sources other than ticket sales used to pay for administration or other costs of conducting the raffle? Yes No

If yes,

4(A) How much money from sources other than ticket sales was spent for the administration or other costs of conducting the raffle?

4(B) What was the source of this money?

5. Were some or all of the funds used for the benefit of another eligible organization?	Yes <input type="checkbox"/>	No <input type="checkbox"/>
---	---------------------------------	--------------------------------

5(A) If the answer to 5 above is yes, then provide the following information for each organization for which the funds were used. Attach additional sheets of paper, if necessary.

Recipient Organization	Amount of Proceeds to Organization
Address of Organization	Contact Person for Organization
City, State, and ZIP Code	Organization's Telephone Number

Part C: Certification by Fiduciary of Reporting Organization

For the raffle held on _____, I hereby certify that :	True	False
1) At least 90% of the total funds received from the sale of raffle tickets was used for the beneficial or charitable purposes of the eligible organization conducting the raffle or for the benefit of another eligible organization.		
2) None of the funds required to be used for beneficial or charitable purposes were provided to an officer, director or member (as defined by Corporations Code section 5056) of the organization which conducted the raffle.		
3) No person involved in or connected with the conduct of the raffle was compensated by the organization conducting the raffle from raffle proceeds required to be used for beneficial or charitable purposes.		
4) No gaming machine, apparatus or device, including but not limited to one which meets the definition of a slot machine as contained in California Penal Code sections 330a, 330b or 330.1, was used in conducting the raffle.		
5) No individual corporation, partnership or other legal entity has or holds a financial interest in the conduct of the raffle other than the organization conducting the raffle or any private, nonprofit eligible organization which received funds from the raffle.		
6) No raffle was conducted, and no raffle tickets were sold, traded, or redeemed, within an operating racetrack enclosure, satellite wagering facility, or gambling establishment.		
7) The raffle was not announced, mentioned, referred to, advertised, operated, or conducted in any way over the Internet other than an announcement of the raffle on the web site of the organization conducting the raffle. Tickets were not sold, traded or redeemed over the internet.		

If you answered "False" to any question in Part C, Items 1 through 7, please explain the circumstances that support your answer. Use additional sheets of paper, if necessary, for your explanation. If you answered "False" to more than one question, be sure to reference the item number next to each explanation.

In signing this Nonprofit Raffle Report I hereby certify that all of the information contained here is true and correct.

Signature of Fiduciary Who Prepared the Report	Date
Printed Name of Fiduciary	Title of Fiduciary