



## CRIME in 2002 January through December

This report compares preliminary crime counts for January through December 2002 with final counts for the same period in 2001 for California law enforcement jurisdictions serving populations of 100,000 or more. The 78 jurisdictions which met this criterion in 2001 and 2002 account for approximately 65 percent of all crimes reported in the state.

Law enforcement jurisdictions are grouped into three categories:

- Police departments (provide law enforcement services to cities).
- Sheriff's departments (provide law enforcement services to unincorporated areas<sup>1</sup> within counties).
- Contract cities (cities that contract for law enforcement services, usually with a sheriff's department, rather than maintain their own police force).

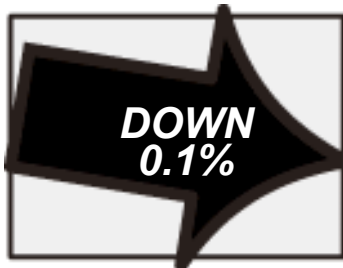
The 2002 crime data used in this report are preliminary and are subject to change. It should also be noted that crime rates are not used in this report but are included in the annual *Crime in California* publication.

### Facts at a Glance



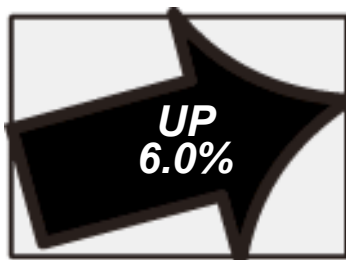
**CALIFORNIA CRIME INDEX (CCI)** offenses include homicide, forcible rape, robbery, aggravated assault, burglary, and motor vehicle theft.

*From 2001 to 2002, the number of reported CCI offenses increased 3.8 percent.*



The **VIOLENT CRIME** category includes the offenses of homicide, forcible rape, robbery, and aggravated assault.

*From 2001 to 2002, the number of violent crimes decreased 0.1 percent. The decrease in this category can be attributed to a decrease in reported aggravated assaults from 2001 to 2002.*




The **PROPERTY CRIME** category includes the offenses of burglary and motor vehicle theft.

*From 2001 to 2002, the number of property crimes increased 6.0 percent, mostly influenced by an increase in the number of reported motor vehicle thefts from 2001 to 2002.*


<sup>1</sup>An unincorporated area of a county is any area not within a city limit.

## Facts at a Glance



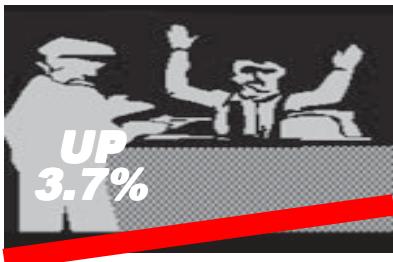
**HOMICIDE** - The willful (nonnegligent) killing of one human being by another. Homicide includes murder and nonnegligent manslaughter.

*The number of homicides reported for 2002 increased 10.8 percent from 2001. This offense experienced the largest percent change in number from 2001 to 2002.*



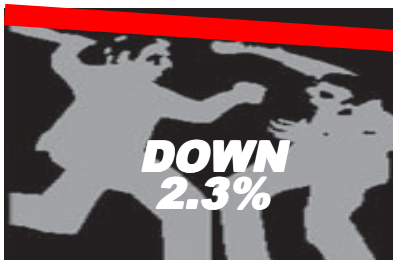
**FORCIBLE RAPE** - The carnal knowledge of a female forcibly and against her will. Assaults or attempts to commit rape by force or threat of force are included.

*The number of forcible rapes reported for 2002 increased 2.9 percent from 2001.*



**ROBBERY** - The taking or attempting to take anything of value from the care, custody, or control of a person or persons by force or threat of force or violence and/or by putting the victim in fear.

*The number of robberies reported for 2002 increased 3.7 percent from 2001.*




**AGGRAVATED ASSAULT** - The unlawful attack or attempted attack by one person upon another for the purpose of inflicting severe or aggravated bodily injury. This type of assault is usually accompanied by the use of a weapon or by means likely to produce death or great bodily harm.

*The number of aggravated assaults reported for 2002 decreased 2.3 percent from 2001. This is the only CCI offense to have experienced a decrease from 2001 to 2002.*



**BURGLARY** - The unlawful entry of a structure to commit a felony or theft. Attempted burglary is included.

*The number of burglaries reported for 2002 increased 3.4 percent from 2001.*



**MOTOR VEHICLE THEFT** - The theft or attempted theft of a motor vehicle.

*The number of motor vehicle thefts reported for 2002 increased 8.7 percent from 2001.*



Report prepared by:  
Adele Spears  
Tricia Clark  
LaTanya Henley  
Debra Callahand  
Linda Nance  
Bonnie Collins

Links to:

Data Table in PDF format

CJSC Home Page

CJSC List of Publications

Attorney General's Home Page