



Preliminary Report

CRIME in 2003 January through September


This report compares preliminary crime counts for January through September 2003 with final counts for the same period in 2002 for California law enforcement jurisdictions serving populations of 100,000 or more. The 79 jurisdictions which met this criterion in 2002 and 2003 account for approximately 65 percent of the crimes reported in the state.

Law enforcement jurisdictions are grouped into three categories:

- Police departments (provide law enforcement services to cities).
- Sheriff's departments (provide law enforcement services to unincorporated areas¹ within counties).
- Contract cities (cities that contract for law enforcement services, usually with a sheriff's department, rather than maintain their own police force).

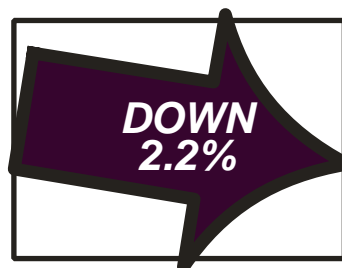
The 2003 crime data used in this report are preliminary and are subject to change. It should also be noted that crime rates are not used in this report but are included in the annual *Crime in California* publication.

Facts at a Glance




CALIFORNIA CRIME INDEX (CCI) offenses include homicide, forcible rape, robbery, aggravated assault, burglary, and motor vehicle theft.

During the first nine months of 2003, the number of reported CCI offenses increased 2.3 percent when compared to the same period in 2002. The increase can be attributed to an increase in the property crime category during this period.



The **VIOLENT CRIME** category includes the offenses of homicide, forcible rape, robbery, and aggravated assault.

During the first nine months of 2003, the number of reported violent crimes decreased 2.2 percent when compared to the same period in 2002. All four violent offense categories decreased from 2002 during this period.

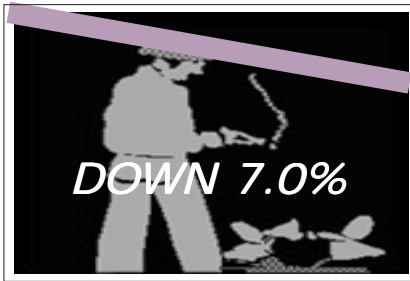


The **PROPERTY CRIME** category includes the offenses of burglary and motor vehicle theft.

During the first nine months of 2003, the number of reported property crimes increased 4.7 percent when compared to the same period in 2002. The increase in this category was mostly influenced by an increase in the number of reported motor vehicle thefts for this period.

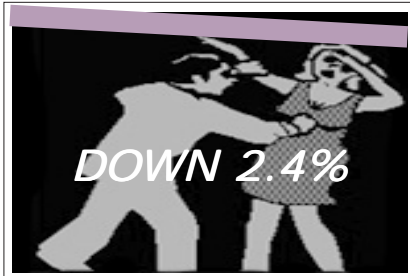
¹An unincorporated area of a county is any area not within a city limit.

Facts at a Glance



HOMICIDE - The willful (nonnegligent) killing of one human being by another. Homicide includes murder and nonnegligent manslaughter.

The number of homicides reported during the first nine months of 2003 decreased 7.0 percent when compared to the same period in 2002.




FORCIBLE RAPE - The carnal knowledge of a female forcibly and against her will. Assaults or attempts to commit rape by force or threat of force are included.

Reported forcible rapes decreased 2.4 percent in number during the first nine months of 2003 when compared to the same period in 2002.



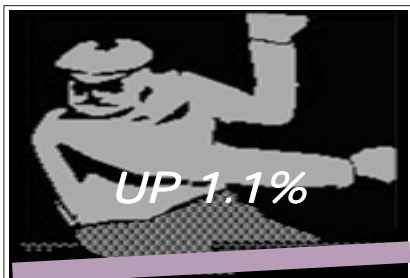
ROBBERY - The taking or attempting to take anything of value from the care, custody, or control of a person or persons by force or threat of force or violence and/or by putting the victim in fear.

During the first nine months of 2003, reported robberies decreased 0.1 percent in number when compared to the same period in 2002.




AGGRAVATED ASSAULT - The unlawful attack or attempted attack by one person upon another for the purpose of inflicting severe or aggravated bodily injury. This type of assault is usually accompanied by the use of a weapon or by means likely to produce death or great bodily harm.

The number of aggravated assaults reported during the first nine months of 2003 decreased 3.2 percent when compared to the same period in 2002.



BURGLARY - The unlawful entry of a structure to commit a felony or theft. Attempted burglary is included.

During the first nine months of 2003, the number of reported burglaries increased 1.1 percent when compared to the same period in 2002.



MOTOR VEHICLE THEFT - The theft or attempted theft of a motor vehicle.

There was an 8.2 percent increase in the number of motor vehicle thefts reported during the first nine months of 2003 when compared to the same period in 2002.