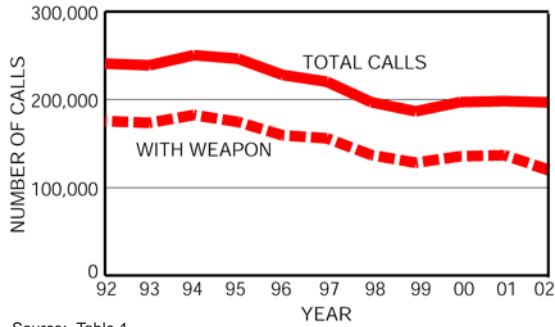




# Review of Domestic Violence Statistics

Domestic violence-related data can be found in three data bases maintained by the Criminal Justice Statistics Center (CJSC). The following data was extracted from the Domestic Violence-Related Calls for Assistance file, the Monthly Arrest and Citation Register, and the Homicide file. While they each touch on an area of domestic violence, the total domestic violence picture is not represented and should not be implied from the limited scope of the CJSC data.

## Domestic Violence-related Calls for Assistance, 1992-2002

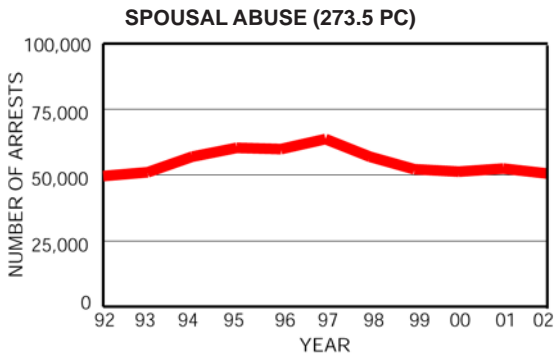


Comparing 1992 to 2002:

- The number of domestic violence-related calls for assistance decreased 18.4 percent (240,826 to 196,569).
- The number of calls involving a weapon decreased 31.6 percent (175,353 to 119,859).

Source: Table 1.

## Arrests for Selected Domestic Violence Offenses, 1992-2002

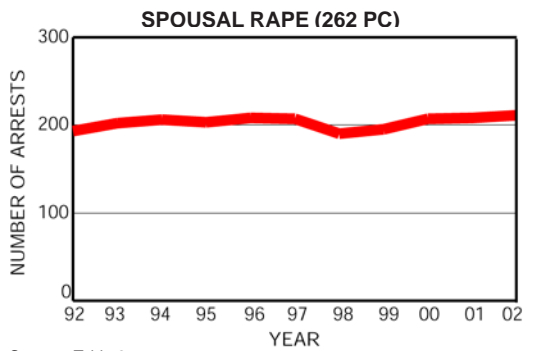


Comparing 1992 to 2002:

- The number of arrests for 273.5 PC increased 1.9 percent (49,547 to 50,479).

Prior to 1986, when the law was changed to acknowledge domestic violence incidents as criminal conduct, arrests for 273.5 PC accounted for approximately 5 percent of the total assault arrests. In 2002, arrests for 273.5 PC accounted for 46 percent of the arrests. (See Table 2.)

Source: Table 2.

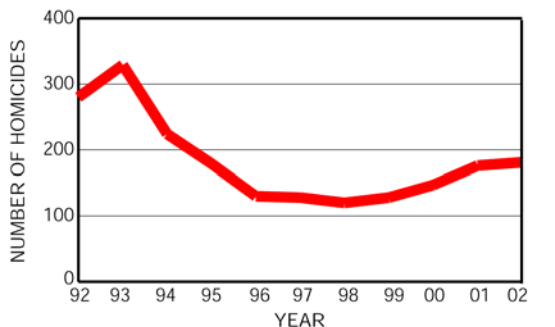


Comparing 1992 to 2002:

- The number of arrests for 262 PC increased 9.3 percent (193 to 211).

Source: Table 2.

## Domestic Violence Homicides, 1992-2002



Comparing 1992, the first year in which domestic violence was identified as a contributing circumstance, to 2002:

- The number of domestic violence homicides decreased 35.4 percent (280 to 181).
- The majority of the victims are female (over 60 percent) and the type of weapon most often used is a handgun (about 50 percent).

Source: Table 3.